

**CYRM Resource Book  
Primary Nominees  
(Grades K-3)  
2008-2009**

***Bats at the Beach***

by Brian Lies

Houghton Mifflin, 2006

***Hilda Must Be Dancing***

by Karma Wilson

illustrated by Suzanne Watts

Margaret K. McElderry Books, Simon & Schuster, 2004

***The Perfect Nest***

by Catherine Friend

illustrated by John Manders

Candlewick Press, 2007

***Stanley's Wild Ride***

by Linda Bailey

illustrated by Bill Slavin

Kids Can Press, 2006

***Uncle Peter's Amazing Chinese Wedding***

by Lenore Look

illustrated by Yumi Heo

Anne Schwartz, Atheneum, 2006



California Young Reader Medal  
**Primary Ballot**  
**2008-2009**

\_\_\_\_\_ *Bats at the Beach*

\_\_\_\_\_ *Hilda Must Be Dancing*

\_\_\_\_\_ *The Perfect Nest*

\_\_\_\_\_ *Stanley's Wild Ride*

\_\_\_\_\_ *Uncle Peter's Amazing  
Chinese Wedding*

California Young Reader Medal  
**Primary Ballot**  
**2008-2009**

\_\_\_\_\_ *Bats at the Beach*

\_\_\_\_\_ *Hilda Must Be Dancing*

\_\_\_\_\_ *The Perfect Nest*

\_\_\_\_\_ *Stanley's Wild Ride*

\_\_\_\_\_ *Uncle Peter's Amazing  
Chinese Wedding*



California Young Reader Medal  
**Primary Ballot**  
**2008-2009**

\_\_\_\_\_ *Bats at the Beach*

\_\_\_\_\_ *Hilda Must Be Dancing*

\_\_\_\_\_ *The Perfect Nest*

\_\_\_\_\_ *Stanley's Wild Ride*

\_\_\_\_\_ *Uncle Peter's Amazing  
Chinese Wedding*

California Young Reader Medal  
**Primary Ballot**  
**2008-2009**

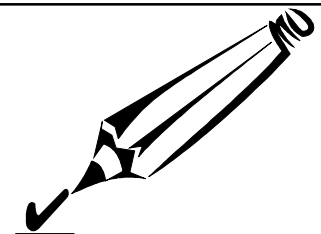
\_\_\_\_\_ *Bats at the Beach*

\_\_\_\_\_ *Hilda Must Be Dancing*




\_\_\_\_\_ *The Perfect Nest*

\_\_\_\_\_ *Stanley's Wild Ride*

\_\_\_\_\_ *Uncle Peter's Amazing  
Chinese Wedding*



# Primary Bookmarks




# Library Storytime Series

## Themes for Primary Titles

You will find great suggestions under “Storytime Theme” for each of the nominated primary category books—books to read aloud, books to share, and a craft or activity. The wonderful thing about the multifaceted CYRM books is that you can use the same book to explore many themes. The “Connections” section for each nominated book has additional themes and related books.


A key goal of the library storytime series is to develop a core audience of children eager to vote for their favorite books. To encourage children to come to all programs, you can make your storytime into a mini “club”. You might want to make buttons for children to color and wear to each storytime. Other ideas include having children draw pictures of their favorite books displayed, or staging a “Jeopardy” style quiz show using the nominated books for your questions.

Storytime themes are sure to be a hit with children visiting your library!



# ***Bats at the Beach***

by Brian Lies



## **Synopsis**

---


On a night when the moon is full, a colony of bats strap buckets, trowels, banjoes, blankets, books, and towels onto their backs and head to the seashore. They put on moon-tan lotion, test out the ocean, and stake out a spot on the sand. They play with items people have left behind, bury each other in the sand, and make friends with other bats enjoying a night at the beach. Flying kites, surfing, and sailing as well as picnicking and toasting bug-mallows are all part of the fun. Following a trip to the snack bar for a delicious insect dessert and a sing-along around the campfire, the bats pack up and fly home to sleep and dream at the end of a night that has been just perfect for bats at the beach.



## **Hooks**

---

- Let's talk a bit about taking a trip to the beach. What kind of weather do you want for your day at the beach? What would you pack for the trip? How would you get there? What activities would you enjoy? Brian Lies' book is also about a trip to the beach, but the beach-goers are bats not people. How would their beach trip be similar and how would it be different from one people would take? Read *Bats at the Beach* to find out.
- Most people love to spend a day at the beach. On a sunny day beaches are crowded with families and friends enjoying all sorts of activities. As the sun begins to go down, they pack up their beach gear and head for home. In Brian Lies' book it is bats not people who are enjoying the beach and, of course, they are visiting the beach at night when the moon is bright not on a sunny day. You can discover what bats do at the beach when you read this story.


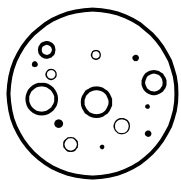


**Meet the Author  
and Illustrator  
Brian Lies**




Brian Lies, whose last name rhymes with 'cheese', was born in Princeton, New Jersey in 1963. An author/illustrator visit to his elementary school may have planted the seed for Brian's future work. He was delighted to learn that one could actually earn a living doing something one loved. He continued to draw and in high school dabbled with oil paints and stained glass. In 1985 Brian moved to Boston and studied drawing and painting at the School of the Museum of Fine Arts. He started working for magazines and newspapers doing editorial and political cartoons. He illustrated *Flatfoot Fox and the Case of the Missing Eye*, for Houghton Mifflin in 1989. Four additional Flatfoot Fox titles followed as well as many other children's favorites. To learn more about Brian Lies and his work visit his homepage at:

<http://www.brianlies.com/>



## Connections for *Bats at the Beach*

---



### Bats

Appelt, Kathi. *Bat Jamboree*. Morrow, 1996.

Cannon, Janell. *Stellaluna*. Harcourt, 1993.

Davies, Nicola. *Bat Loves the Night*. Candlewick, 2001.

Silverman, Buffy. *Bat's Night Out*. Richard Owen Publishing, 1999.

### Seashore

Cole, Henry. *On the Way to the Beach*. Greenwillow Books, 2003.


Cooper, Elisha. *Beach*. Orchard Books, 2006.

Capogna, Vera. *Did You Ever Wonder About Things You Find At the Beach?*  
Benchmark Press, 1998.

Darling, Kathy. *Seashore Babies*. Walker and Co., 1997.

Rockwell, Anne. *At The Beach*. Macmillan, 1987.

Wolfe, Frances. *Where I Live*. Tundra Books, 2001.



# Center Activities for *Bats at the Beach*



*Integrated ideas for art, math, science, literature and social studies.*

## Research Center

*(K. What I Know; W. What I Want To Learn; L. What I Have Learned.)*

Before doing research fill out the KWL chart either as a whole group or have students do it independently.

### Bats

What I know about bats:	What I want to know about bats:	What I have learned about bats:

With Emergent and Beginning Readers do research together as a whole class. Choose at least three easy reader books about bats. After reading each book to the class, go back to the KWL chart and add facts learned about bats to the chart.

Write a paragraph together as a class about bats as a model. Students can then write their own paragraph using one of the following frames and the class KWL chart. Independent readers can do their own research and write a report.


Bats
I know many things about bats. First, _____ Second, _____ Also I know, _____ <b>I know a lot about bats.</b>

Bats
I have learned many things about bats. First of all, _____ Another thing is _____ I also learned _____ <b>I know a lot about bats.</b>



## Center Activities for *Bats at the Beach*

---



### Writing Center

- Write about a time you went to the beach.

### Art Center

- Make Origami Bats:  
Choose 2 squares of paper, 1 square twice as large as the other.

#### Directions:

Fold largest square diagonally to make a triangle.

Place the triangle in front of you with the base down and the point up.

Put one finger on the middle of the base and fold the left bottom point towards the top (this forms the bat wing).

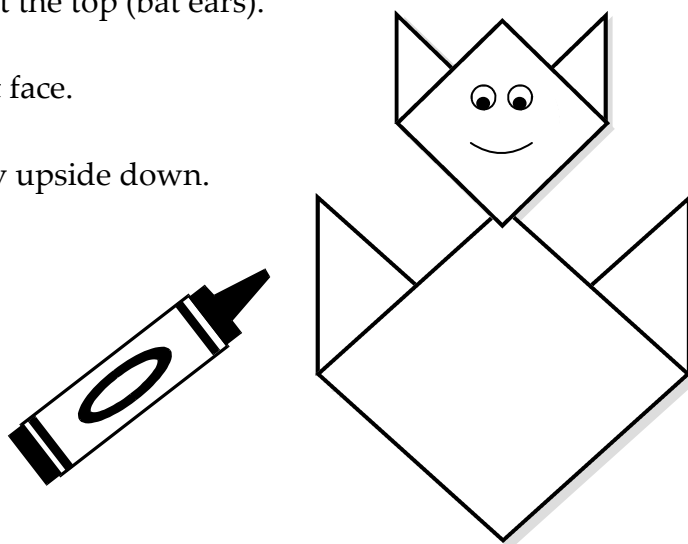
Repeat on the right side.

Fold the top corner down slightly to form the bat's feet.

Fold the small square in the same way, except make certain that the left and right bottom corners are to the left and right of the center and that the corner extends past the top (bat ears).


Turn over and draw a bat face.

Tape the head to the body upside down.



## Center Activities for *Bats at the Beach*

---



### Science Center

- In this simple activity children will use wind to create waves.

#### Materials:

large dishpan for each group  
paper fan for each student  
jug of water for filling the pans of water  
food dye (optional)


#### Procedure:

Put the pans on tables and fill each pan with 2-3 inches of water.  
Divide students into as many groups as you have pans and put a group around each pan.  
About 1 foot from each pan (on a narrow side), have a student hold a paper fan facing the pan.  
Ask students to predict what will happen when the fans blow across the water's surface. After recording predictions, have the students fan the water at a slower speed.


Talk about the results.

Speed up the fanning and have students report again. Make sure students don't fan so quickly that water sloshes out of the pans.

Talk about the connection between the wind and the waves. Ask students to guess why the water didn't bunch up at the far end of each pan.



# Center Activities for *Bats at the Beach*



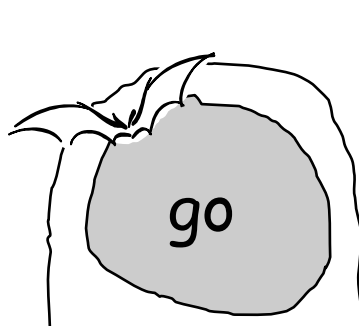



## Rhyming Words







Cut.




Glue to match the rhyming words.

 go	 nap	 feet	 away


 still	 bug	 stick	 face

race	hill	meet	slug
day	low	trick	lap

# Center Activities for *Bats at the Beach*



## Crossword



Answers  
Across:  
1. fly  
2. insects  
3. mammals  
4. down  
5. pup  
Down  
1. blind  
2. night  
3. caves  
4. sound  
5. bats  
6. mouth

### Across

1. Bats are the only kind of mammal that can \_\_\_\_\_.
2. Bats help people by eating \_\_\_\_\_.
3. Bats are \_\_\_\_\_.
4. Bats sleep upside \_\_\_\_\_.
5. A baby bat is called a \_\_\_\_\_.

### Down

1. All bats can see; no bats are \_\_\_\_\_.
2. Most bats are active only at \_\_\_\_\_.
3. Many bats spend at least part of the year living in \_\_\_\_\_.
4. Many bats use \_\_\_\_\_ to find food.
5. \_\_\_\_\_ are the only mammals that can fly.
6. Bats send out sound waves using their \_\_\_\_\_ and nose.



# ***Hilda Must Be Dancing***

by Karma Wilson

illustrated by Suzanne Watts



## **Synopsis**

---

Hilda Hippo loved to dance and spent the entire day whirling and twirling, pirouetting, leaping, tangoing, and square dancing. Unfortunately, while she danced she made quite a bit of noise—Ka-Bump! Thumpity-Bump! Boom! Bang! Bash!—and made the jungle floor shake and quake. All her friends would cry “For goodness’ sake, Hilda must be dancing!” They tried to get Hilda to take up a new hobby. The monkeys suggested replacing flamenco dancing with knitting, but Hilda quit when the yarn kept getting tangled. The rhinos suggested she swap doing the rumba and samba for singing, but Hilda could not carry a tune. The water buffalo suggested that she stop boogieing and take up swimming. Hilda did—and she loved it. Now all her friends applaud as Hilda swims and dances, encouraging her to keep up her new hobby, water ballet dancing.



## **Hooks**

---

- There are a lot of different kinds of dancing, including ballet, tap, ballroom, and square dancing. Although dancing is fun, not many of us want to practice dancing all day long. But that is just what the hippo in *Hilda Must Be Dancing* likes to do. You probably would find having a hippo dancing around you all day long more than a bit disturbing. Hilda’s jungle friends certainly do. Hilda’s love of dancing is a big—and noisy—problem, and they try to get her involved in a new hobby that will be just as much fun as dancing.
- Did you know that an adult female hippo can weigh more than 3000 pounds? Can you imagine how such a heavy hippo might disturb the other animals in the jungle if she spent the entire day dancing? The hippo’s friends probably would encourage her to take up another hobby. And that is just what happens in the story *Hilda Must Be Dancing*.



### **Meet the Author-Karma Wilson**

---

Karma Wilson grew up in the wilds of North Idaho; she had no cable TV and spent most of her days playing outside and reading a novel a day. Her early favorite authors included C.S. Lewis, Terry Brooks, L.M. Montgomery, and Laura Ingalls Wilder. Karma's mother was a writer, so initially the thought of writing as a career held no interest for her. But her three children, their regular library visits and an unexpected tax return changed Karma's heart and she now is the author of over 30 children's books. She now lives on a small ranch in Montana and spends her time reading, writing, baking and caring for two dogs, one cat and four horses. To learn more about Karma Wilson and her work go to her home page:

<http://www.karmawilson.com/index.php>

### **Meet the Illustrator-Suzanne Watts**



Suzanne Watts was born and raised in Gloucestershire, England. She always loved to draw and paint and decided at a very young age to become an illustrator. She studied illustration at the art college in Falmouth, Cornwall. She lives in an old fisherman's cottage near Falmouth on the Cornish coast of England with her husband and their two cats, Benny and Floyd. She likes to draw monkeys.

In addition to working with Karma Wilson on *Hilda Must Be Dancing*, they also collaborated on *Bear Hugs: Romantically Ridiculous Animal Rhymes*. *School Library Journal* praised her work in *Ten Naughty Little Monkeys*, saying, "The illustrations are hilarious: monkeys in funny hairdos, full of kinetic energy and wreathed in vibrant, alternating colors. The facial expressions on all of the characters are priceless: playful, chagrined, overwhelmed, and downright naughty." They appreciated her illustrations in *Hilda* too, calling them vibrant, bold and humorous.



### Dance

- Andreae, Giles. *Giraffes Can't Dance*. Orchard Books, 2001.
- Boynton, Sandra. *Barnyard Dance*. Workman, 1998.
- Corey, Shana. *Ballerina Bear*. Random House, 2002.
- De Paola, Tomie. *Oliver Is a Sissy*. Harcourt-Brace, 1979.
- Dorros, Arthur. *Ten Go Tango*. HarperCollins, 2000.
- Holabird, Katharine. *Angelina Ballerina*. Pleasant Co., 2000.
- Hoff, Syd. *Duncan The Dancing Duck*. Clarion, 1994.
- Hutchins, Pat. *Barn Dance!* Greenwillow Books, 2007.
- Jackson, K. & B. *The Saggy Baggy Elephant*. Golden Book, 1947, 1974.
- Masurel, Claire. *Emily's Dance Class*. Puffin Books, 2001.
- Sis, Peter. *Ballerina*. Scholastic, 2001.
- Symes, Ruth. *Harriet Dancing*. Chicken House, 2008.
- Walton, Rick. *How Can You Dance?* Putnam, 2001.
- Waring, Richard. *Alberto, the Dancing Alligator*. Candlewick Press, 2002.
- Wheeler, Lisa. *Hokey Pokey: Another Prickly Love Story*. Little, Brown & Co., 2006.
- Winthrop, Elizabeth. *Dumpy LaRue*. Henry Holt & Co., 2001.
- Young, Amy. *Belinda the Ballerina*. Viking, 2002.

### Jungle Animals


- Base, Graeme. *Jungle Drums*. Harry N. Abrams, 2004.
- Cherry, Lynne. *The Great Kapok Tree*. Harcourt-Brace, 1990.
- De Lambilly-Bresson. *Animals in the Jungle*. Gareth Stevens, 2007.
- DePrisco, Dorothea. *Animal Explorers: A Walk in the Jungle*. Silver Dolphin, 2007.
- Harter, Debbie. *The Animal Boogie*. Barefoot Books, 2005.

### Hippos

- Boynton, Sandra. *Hippos Go Berserk*. Simon & Schuster, 1996.
- Greaves, John. *Henrietta the Clumsy Hippo*. Barron's, 1988.
- Lee, Hector. *I Had a Hippopotamus*. Lee and Low, 1999.
- Lester, Helen. *Hurty Feelings*. Houghton Mifflin, 2004.
- Marshall, James. *George and Martha (Series)*. Houghton Mifflin, 1972 to 1988.
- Martin, Bill. *The Happy Hippopotami*. Harcourt, 1992.
- Milotte, Alfred G. *The Story of a Hippopotamus*. Alfred A. Knopf, 1964.
- Palazzo, Craig. *Thump, Bump: Tiny, the Dancing Hippo*. Troll, 1988.
- Raschka, Chris. *The Blushful Hippopotamus*. Scholastic Inc., 1996.
- Thaler, Mike. *There's a Hippopotamus Under My Bed*. HarperCollins, 1978.

# Center Activities for *Hilda Must Be Dancing*

---



The following are integrated ideas for art, math, literature and social studies.

## Writing Center

Write a cinquain poem about Hilda. Here is a basic cinquain pattern and example:

A cinquain is a poem in five lines:

Line 1: A noun

Line 2: Two adjectives

Line 3: Three -ing words

Line 4: A phrase

Line 5: Another word for the noun in line 1.

Joey  
Handsome, happy  
Reading, running, drawing  
Makes people laugh  
Boy

Hilda

\_\_\_\_\_

\_\_\_\_\_, \_\_\_\_\_


\_\_\_\_\_, \_\_\_\_\_, \_\_\_\_\_

\_\_\_\_\_

\_\_\_\_\_.



# Center Activities for *Hilda Must Be Dancing*



## Syllable Sort



Cut out the words from the story and glue them in a box under the heading with the number of syllables in the word.

1	2	3


twist
gracefully
favorite
hobby
pirouette

dancing
banana
monkey
buffalo
ballet

whirl
leotard
shake
spin
jungle

# Center Activities for *Hilda Must Be Dancing*

---




## Rhyme BINGO

- Give students copies of the blank bingo card on the next page. Write the following words from *Hilda Must be Dancing* on the board. Tell students to write one of the words in any box they choose. Cut out the cards at the bottom and call them out one at a time. Students find the rhyming word on their card and put an X on it. The first student to get 3 in a row calls out bingo. Continue playing until all words have been called.

shake  
heels  
trees  
knit  
skirt  
croon  
whirled  
more  
distress

shore	mess	quit
quake	peels	twirled
please	dirt	tune

# Center Activities for *Hilda Must Be Dancing*




Rhyme BINGO Cards





# Center Activities for *Hilda Must Be Dancing*

---



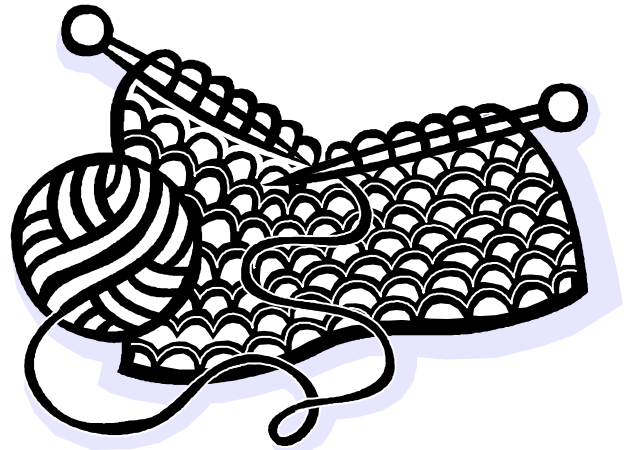
## Physical Education (P.E.)

- Teach students a square-dance with a do-si-do.
- Students use non-loco motor and loco motor movement to respond to a series of action words (that is, verbs). For example:
  - jump
  - leap
  - hop
  - shiver
  - fall
  - collapse
  - spin
  - twirl

Encourage students to interpret the action words in various ways. For example, "Show me how many ways you can 'collapse' with your whole body and body parts. Can you collapse quickly? S-l-o-w-l-y? Like a robot?"

## Social Studies

- In this story Hilda was looking for a hobby. Have your students share their hobbies with the class.



# ***The Perfect Nest***

by Catherine Friend

illustrated by John Manders



## **Synopsis**

---


Jack the cat built the perfect nest, a comfy, cozy nest to attract a perfect chicken. Jack's expectations were that the perfect chicken would lay a perfect egg that would make a perfect omelet for a cat like him; and it worked. Along came a chicken that hopped into the nest and laid a small egg. Then a duck pushed the chicken out and laid a medium-size egg. In turn, the duck was pushed out by a goose, who laid a large egg. Just as Jack is imagining the joys of having not one but three delicious omelets, the chicken, duck, and goose begin to fight; they all insist on staying on the nest. Jack tries everything (including crying "Fire! Fire!" and "Flood! Flood!" and even "Wolf! Wolf!") to get the birds off the nest so he can gather the eggs. Nothing works until Jack tells the three birds that the next farm has an even better empty nest and they take off. Just as Jack returns for the eggs, however, they crack open. When a wet baby chick, baby duck, and baby goose emerge and identify Jack as their mother, crying to be dried, fed, and played with, Jack panics and tries to hide. The babies always find him and drag him back to the nest. At last, Jack realizes that someone has to care for these babies and that he is that someone. So Jack snuggles up with the three sleeping babies in what he realizes is really "the perfect nest."



## **Hooks**

---

- (Show the front cover of *The Perfect Nest*.) The cover of *The Perfect Nest* shows the cozy nest that Jack the cat has built, hoping to attract a chicken. It looks like it is working, doesn't it? Why do you think Jack the cat wants to attract a chicken to his perfect nest?
- (Show the front cover of *The Perfect Nest*.) Notice all the things that Jack, the cat who is peeking around the corner, has done to construct the perfect nest for attracting a chicken. Think like a chicken for a minute. Would you be attracted to this nest? Would you want to climb into this nest if you knew a cat had built it?



### **Meet the Author—Catherine Friend**

---

Catherine Friend is not only an author; she is a farmer in Minnesota too! Events at "Rising Moon Farm" led her to write *The Perfect Nest*. She discovered that a duck and a chicken had both laid eggs in the same nest and neither was willing to leave. More details to the story were added when she watched her two cats, Pumpkin and Oliver, deal with the chickens and ducks living in the barn.

Catherine didn't start life out as a farmer. She has a BA in Economics and Spanish and a MS in Economics and has had such diverse jobs as a cheese and sausage packer, organic vegetable "weeder" and she worked an assembly line packing boxes of Christmas decorations. To learn more about Catherine Friend go to her web site:

<http://www.catherinefriend.com/HTMLMainPages/bio.htm>

To learn more about her farm go to:

<http://www.risingmoonfarm.com/>

### **Meet the Illustrator- John Manders**



John Manders is a man of many talents. He attended the Art Institute of Pittsburgh, the School of Visual Arts and the Fashion Institute of Technology in New York where he studied children's illustration, animation and life drawing. He illustrated *Henry and the Buccaneer Bunnies*, a past CYRM nominee, has had his work exhibited at the Art Institute and in May, 2006 he was named Outstanding Illustrator/Author by the Pennsylvania School Librarian's Association. An animal lover, John was responsible for the Bow Wow Meow art auction that benefited the Animal Rescue League of Western PA, and the PSI scholarship fund. To learn more about John Manders and his work go to his web site:

<http://www.johnmanders.com/>



## Chickens

Barton, Bob. *The Best & Dearest Chick Of All*. Red Deer Press, 1994.

Daniel, Claire. *The Chick That Wouldn't Hatch*. Harcourt Brace, 1999.

Helakoski, Leslie. *Big Chickens*. Dutton, 2006.

Kelly, Ellen. *My Life as a Chicken*. Harcourt, 2007.

Ruurs, Margriet. *Emma and the Coyote*. Stoddart, 2001.

Sykes, Julie. *Dora's Eggs*. Tiger Tales, 2002.

## Eggs and Nests

Aston, Dianna. *An Egg is Quiet*. Chronicle Books, 2006.


Babson, Jane. *The Nest On the Porch*. Winstead Press, 1989.

Heller, Ruth. *Chickens Aren't the Only Ones*. Grosset & Dunlap, 1993, 1981.


Koch, Maryjo. *Bird, Egg, Feather, Nest*. Smithmark, 1998.

Seeger, Laura Vaccaro. *First the Egg*. Roaring Book Press, 2007.

Stevens, Ann. *Strange Nests*. Millbrook Press, 1998.



## Center Activities for *The Perfect Nest*



The following are integrated ideas for art, math, literature and social studies.

### Writing Center

- The hen, goose, and duck went to the next farm to \_\_\_\_\_ .  
Write about what happened to them.

### Egg Addition

- Get a basket that resembles a nest and some plastic eggs. Use a permanent marker to label the top half of the egg with a vertical addition problem and the bottom half with the sum. Separate the egg halves and then place them in the basket. Students read each problem, find a matching answer, and then put the two halves together.

### Cooking

- Make omelets.


### Science

- Soak a raw egg in vinegar until it feels like rubber and you can see through to the inside.

### Physical Education (P.E.)


- Egg Relay.

Divide the class into teams and line the teams up in vertical lines at a starting line. Give each team a spoon and a hard boiled egg. The first student in each line puts the egg in the spoon and races to a predetermined finish line balancing the egg on the spoon. If an egg is dropped the student must stop and pick it up.






# Center Activities for *The Perfect Nest*



How many squares will an egg cover?

- Cut out the eggs at the bottom. Estimate how many squares each egg will cover. Trace each egg on the grid. Color all the squares inside. Count the boxes covered and record on the count line. Don't count partially colored boxes.

Goose




My guess: \_\_\_\_\_

My count: \_\_\_\_\_


Duck

My guess: \_\_\_\_\_

My count: \_\_\_\_\_







Hen



My guess: \_\_\_\_\_

My count: \_\_\_\_\_



## **Center Activities for *The Perfect Nest***



### **Art Center**


- Chick in a Nest—the pattern pieces are on the next page.

#### Materials:


Nest pattern duplicated on white construction paper  
Chick in egg duplicated on white construction paper  
Newspaper  
Cotton balls  
Shallow container of brown paint  
1 inch square of orange construction paper  
Yellow crayon or marker  
Glue  
Black marker

#### Directions:

Cut out the nest and place it on a newspaper-covered surface.  
Dip the cotton ball in the paint and use it to cover the nest.  
Color the chicken with a yellow crayon or marker.  
Cut out the chick and egg pieces.  
Fold orange construction paper in half to form a triangle and glue on chick to form the beak.  
Glue the bottom and top shell pieces onto the duck and put it in the nest.

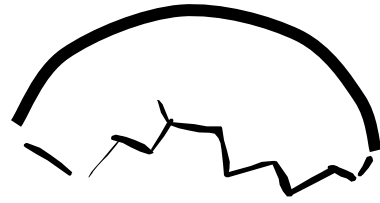


**Center Activities for *The Perfect Nest***



Chick in a Nest pattern pieces

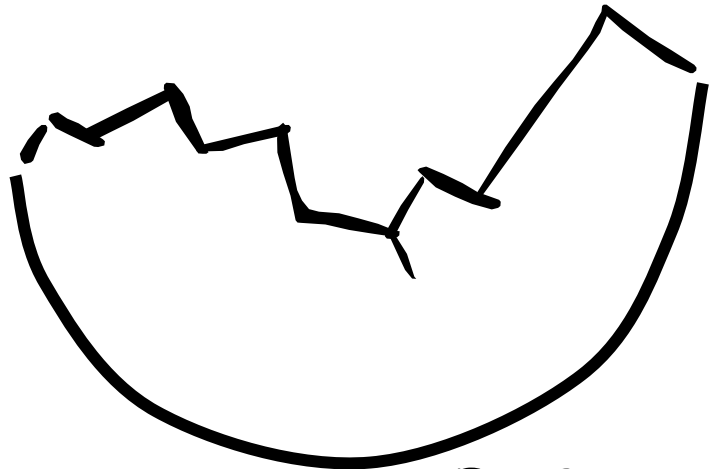
**Egg Top**



**Chick**




**Egg Bottom**



**Nest**




# Center Activities for *The Perfect Nest*



## Word Activity


- Cut out the pictures at the bottom of the page. Glue the pictures that begin with the sound of each bird's name. Not all pictures will be used.














Hh




Dd



Gg



# Center Activities for *The Perfect Nest*



## Pattern Activity



Cut out the eggs at the bottom of the page.




Glue the eggs from the bottom of the page to complete the pattern.


--	--	--	--	--	--

# ***Stanley's Wild Ride***

by Linda Bailey

illustrated by Bill Slavin



## **Synopsis**

---


Tired of being stuck in the backyard and longing for something more exciting, Stanley enlarges a small hole he discovers near the fence and escapes. Free of leash and owner, Stanley runs around the town helping all his dog friends to escape, too. Together they partake in all kinds of fun a dog can't have in a fenced-in backyard, such as eating tasty garbage and chasing a tomcat up a tree. Stanley's wild ride on an abandoned skateboard, followed by his friends on a tricycle, grocery basket, wagon, and roller skate, ends with a police car pursuit and a crash through a fence right into Stanley's backyard. A dog-tired Stanley is content to be back in his yard. He has learned a lot about the world during his adventure beyond the fence—including that "there is *always* a way past a fence!"



## **Hooks**

---

- Think about what it would be like to be a dog having to spend most of your time stuck in the backyard. Everything is always the same, you leave the yard only when there is a leash attached to your collar, and you get to go only where your owner wants to go. Think about what you might do if, like Stanley, you discovered a small hole near the backyard fence.
- Some of you may remember Stanley, the dog who threw a wild party for all his friends while his people were away from home in *Stanley's Party*, which was a California Young Reader nominee last year. In *Stanley's Wild Ride*, Stanley cooks up more mischief and adventure, leading his friends on a wild ride (as you can see from the cover illustration).



### **Meet the Author—Linda Bailey**

---

Linda Bailey was born and grew up in Winnipeg, Manitoba, Canada. She's traveled around the world and has worked in England and Australia. As a child she was a reader and a daydreamer, which she says prepared her for being a writer. Becoming a successful writer did not come easily. Prior to having her first novel published, a mystery novel called *How Come The Best Clues Are Always In The Garbage?* Linda says she was frightened of writing and did reading things instead. These included teaching literacy classes and editing educational books. Stanley, her dog character, is based on her own dog Sophie. For more information check out her homepage at:

<http://www.lindabaileybooks.com/home.html>

### **Meet the Illustrator— Bill Slavin**



Bill Slavin was born in Belleville, Ontario, Canada. His work as an illustrator began in third grade when he won \$25 for his entry in a poster contest. He continued illustrating books and comics all through his elementary and secondary school years. In high school his comic strip, *Rat Fink*, was published in the local newspaper. Bill continued his study of cartooning and graphic illustration at a two-year college and eventually became a commercial artist for publishing houses and educational software companies.

His first success as a children's book illustrator was for Paulette Bourgeois' book *Too Many Chickens*. Children's books have become his primary work. "It is work which I love, and I consider myself a most fortunate person to be working in this industry." Mr. Slavin won acclaim for his book *The Stone Lion*. His work with Linda Bailey includes the *Stanley* series as well as their *Good Times Travel Agency*.

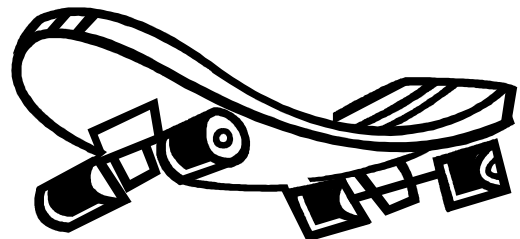


### Dogs

- Adoff, Arnold. *Daring Dog and Captain Cat*. Simon & Schuster, 2001.
- Barracca, Debra. *The Adventures of Taxi Dog*. Puffin Books, 2000.
- Brown, Peter. *Chowder*. Little, Brown, 2006.
- Imai, Ayano. *Chester*. Minedition, 2007.
- Shannon, David. *Good boy, Fergus!* Blue Sky Press, 2006.
- Simont, Marc. *The Stray Dog*. HarperCollins, 2001.
- Stevens, Janet. *The Great Fuzz Frenzy*. Harcourt, 2005.
- Ure, Jean. *Muddy Four Paws*. Barron Press, 1999.
- Wells, Rosemary. *The McDuff Stories*. Hyperion Books for Children, 2000.

### Skateboards

- Herman, Gail. *Slip! Slide! Skate!* Scholastic Inc., 1999.
- Mammano, Julie. *Rhinos who skateboard*. Chronicle Books, 1999.
- Marshall, Edward. *Fox On Wheels*. Penguin Putnam, 1993.
- Odanaka, Barbara. *Skateboard Mom*. G.P. Putnam's Sons, 2004.
- Schade, Susan. *Cat On Ice*. Golden Books, 1998.





# Center Activities for *Stanley's Wild Ride*

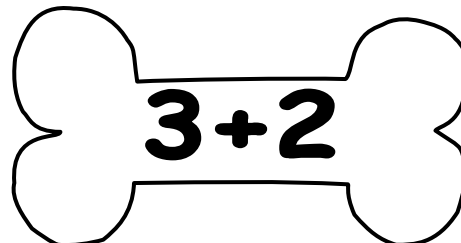
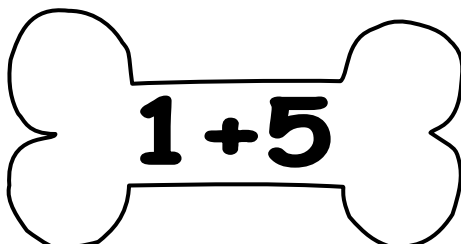
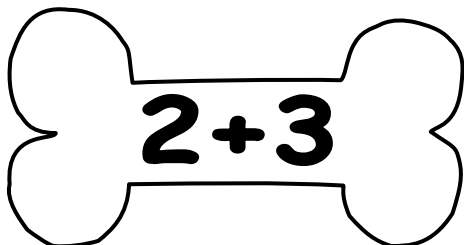
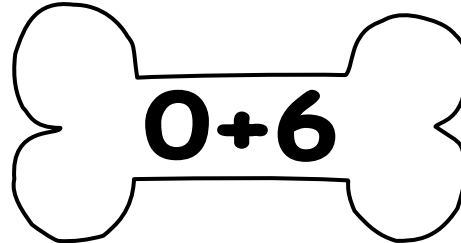
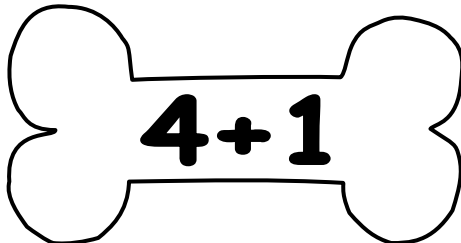
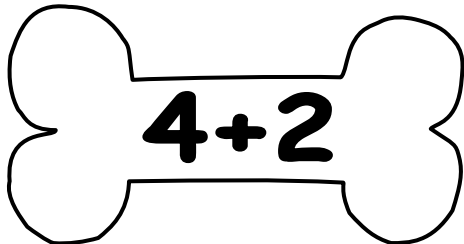
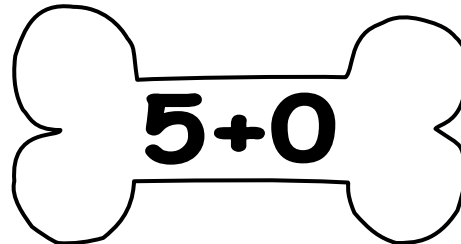
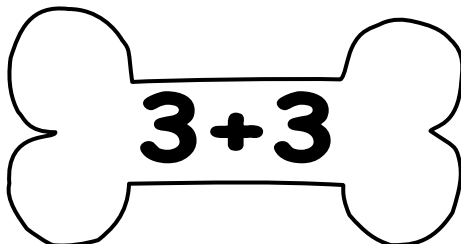
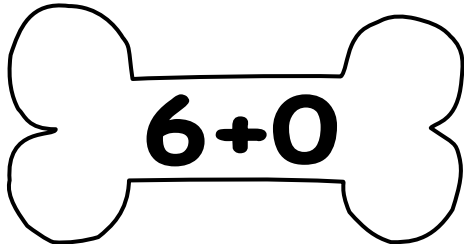
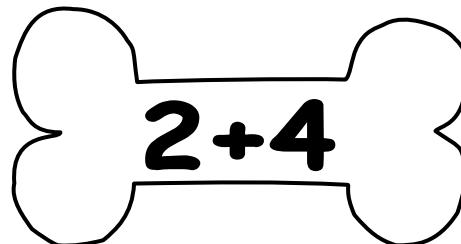
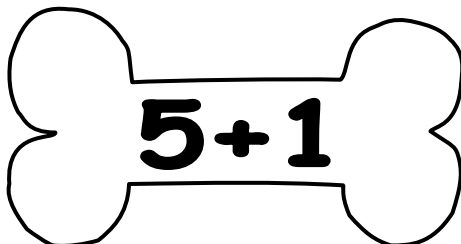
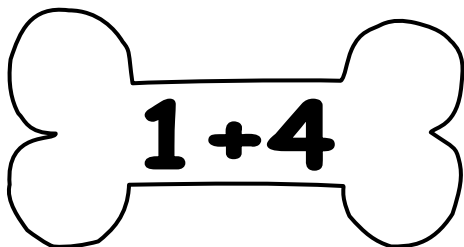


The following are integrated ideas for art, math, literature and social studies.


## Math Activity



Put the number sentence bone in the bowl that has the correct sum:



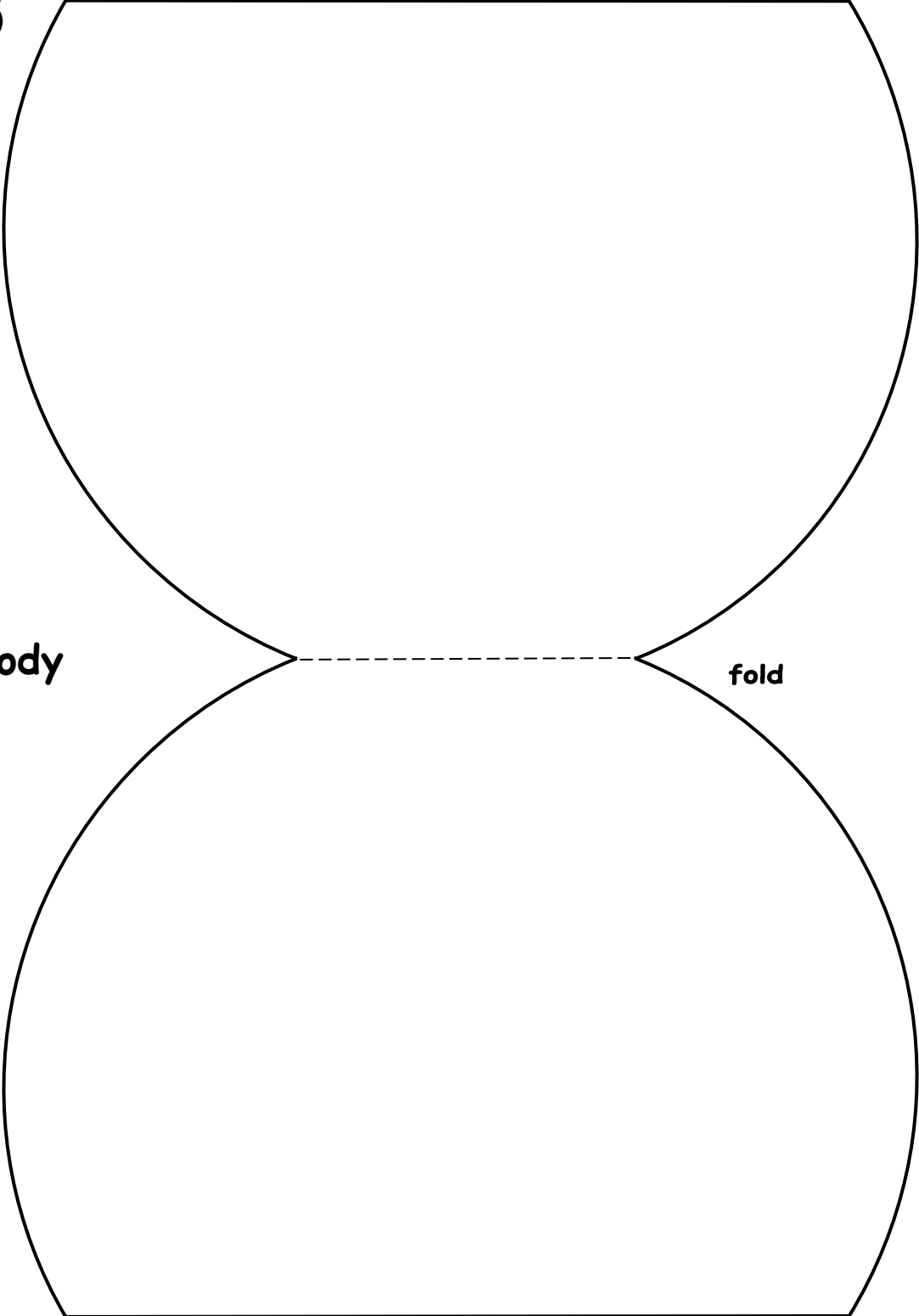
# Center Activities for *Stanley's Wild Ride*




## Art Activity



Cut out the parts and glue together and color to make another friend for Stanley.




# Center Activities for *Stanley's Wild Ride*

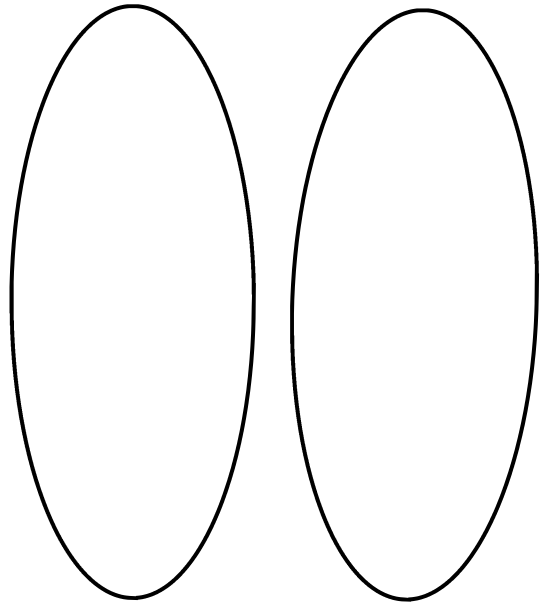


Make your own friend for Stanley (continued).


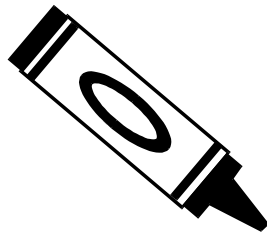


2. Head



3. Ears



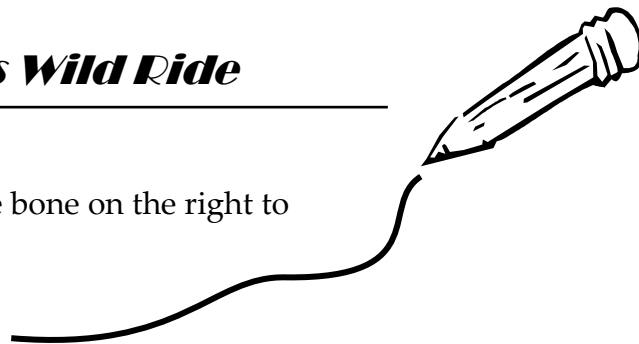
4. Tail



## Center Activities for *Stanley's Wild Ride*

---

- Draw a line from the bones on the left to the bone on the right to make a compound word.



skate

clothes

some

after

any

when

moon

line

noon

where

board

light

thing

ever

# ***Uncle Peter's Amazing Chinese Wedding***

by Lenore Look

illustrated by Yumi Heo



## **Synopsis**

---

Jenny is the only member of her family who is not “happy happy” that her favorite uncle and best buddy, Uncle Peter, is getting married. She continues to mope and cause a bit of mischief as she describes the customs of the traditional Chinese wedding. Everyone is involved, including the groom’s “bargaining” for the bride to show how much he’ll give for her love; everyone poses for pictures; participates in the tea ceremony; exchanges *hungbau*, red packets of lucky money; and feasts at the wedding banquet. It is only after her new Aunt Stella asks her to end the celebration by opening a special big box to release colorful butterflies into the air that Jenny joyfully feels a part of the wonderful day. She finally realizes she is still Uncle Peter’s special girl and knows that she can share her amazing uncle with Stella and welcome this new aunt to her family.



## **Hooks**

---

- You probably have attended a wedding and know about many of the traditions that are an important part of a wedding celebration. What are some of the traditions at weddings you have attended?
- What are some other traditional celebrations you know about?
- Have you ever attended a traditional Chinese wedding? Do you know of anything different in a traditional Chinese wedding? In the story *Uncle Peter's Amazing Chinese Wedding*, the young girl shown on the front cover will tell us about the celebration of her favorite uncle’s wedding.
- Some of you may already know Jenny, the narrator of this story, from an earlier book about her called *Henry's First-Moon Birthday*, in which she helps her grandmother prepare for her baby brother’s first-moon birthday, a traditional Chinese celebration to welcome a new baby into the family. In this book, *Uncle Peter's Amazing Chinese Wedding*, Jenny tells us about another important Chinese celebration—a traditional Chinese wedding.



## **Meet the Author—Lenore Look**

---

Lenore Look lives in Randolph, New Jersey with her husband and children. She is a graduate of Princeton University and her books often reflect elements of both Chinese and Chinese American cultures. In *Uncle Peter's Amazing Chinese Wedding* we learn about the customs and traditions associated with Chinese weddings. In *Henry's First-Moon Birthday*, we learn about first-moon (one month) birthday party traditions. In each of Lenore Look's books she writes from her own life and blends her Chinese culture with everyone's everyday family experiences. *Uncle Peter's Amazing Chinese Wedding* was a Charlotte Zolotow Honor Book 2007 and a Notable Children's Book for Young Children 2007.

## **Meet the Illustrator—Yumi Heo**



Yumi Heo was born and raised in Korea; she moved to New York City in 1989, where she earned an MFA in illustration from the School of Visual Arts. She is an internationally known artist who has completed over seventeen books for children. She has received much praise for her work including an ALA Notable Award for *Henry's First Moon Birthday*, 2002. Other titles Yumi Heo has illustrated include *The Lonely Lioness*, *The Ostrich Chicks: A Masai Tale*, *The Rabbit's Escape*, *The Rabbit's Judgment*, and *So Say The Little Monkeys*. She now lives in White Plains, New York with her husband, her son, Auden, and her daughter, Sara Jane.

# Connections for *Uncle Peter's Amazing Chinese Wedding*

---



## Chinese Traditions

Stepanchuk, Carol. *Red Eggs & Dragon Boats*. Pacific View Press, 1994.

Temko, Florence. *Traditional Crafts From China*. Lerner Publications, 2000.

## Marriage Customs

Gelber, Carol. *Love & Marriage Around the World*. Millbrook Press, 1998.

Jackson, Ellen. *Here Come the Brides*. Walker and Co., 1998.

Onyefulu, Ifeoma. *Here comes our bride! : an African wedding story*. Frances Lincoln Children's, 2004.

## Weddings - Fiction

Henkes, Kevin. *Lilly's Big Day*. Greenwillow, 2006.


Herman, Gail. *Flower Girl*. Penguin Press, 1996.

Howe, James. *Pinky & Rex Get Married*. Aladdin Press, 1999.

Lewis, Wendy. *I Am A Flower Girl*. Putnam, 1999.


Porte, Barbara. *Harry Gets an Uncle*. Harper, 2002.

Soto, Gary. *Snapshots from the Wedding*. G.P. Putnam's, 1997.



## Center Activities for *Uncle Peter's Amazing Chinese Wedding*

---



*Integrated ideas for art, math, science, literature and social studies.*

### Writing Center

- In this story the narrator is not happy about her uncle getting married. She is jealous and feeling left out. Write about a time that you were jealous or left out.

### Drama

- Divide students into small groups and ask each group to dramatize a particular custom, like the tea ceremony or exchanging lucky money.


### Tea Party

- Tea is China's national drink and serving it is a sign of respect. Make tea and serve it to the children in tea cups from a pot.





# Center Activities for *Uncle Peter's Amazing Chinese Wedding*



## Then and Now

- In the story Uncle Peter and Stella are having a very traditional Chinese wedding. At the lucky hour Uncle Peter goes to pick up his bride. Cut out the pictures and match them to the correct time.

200 Years Ago	100 Years Ago	Today

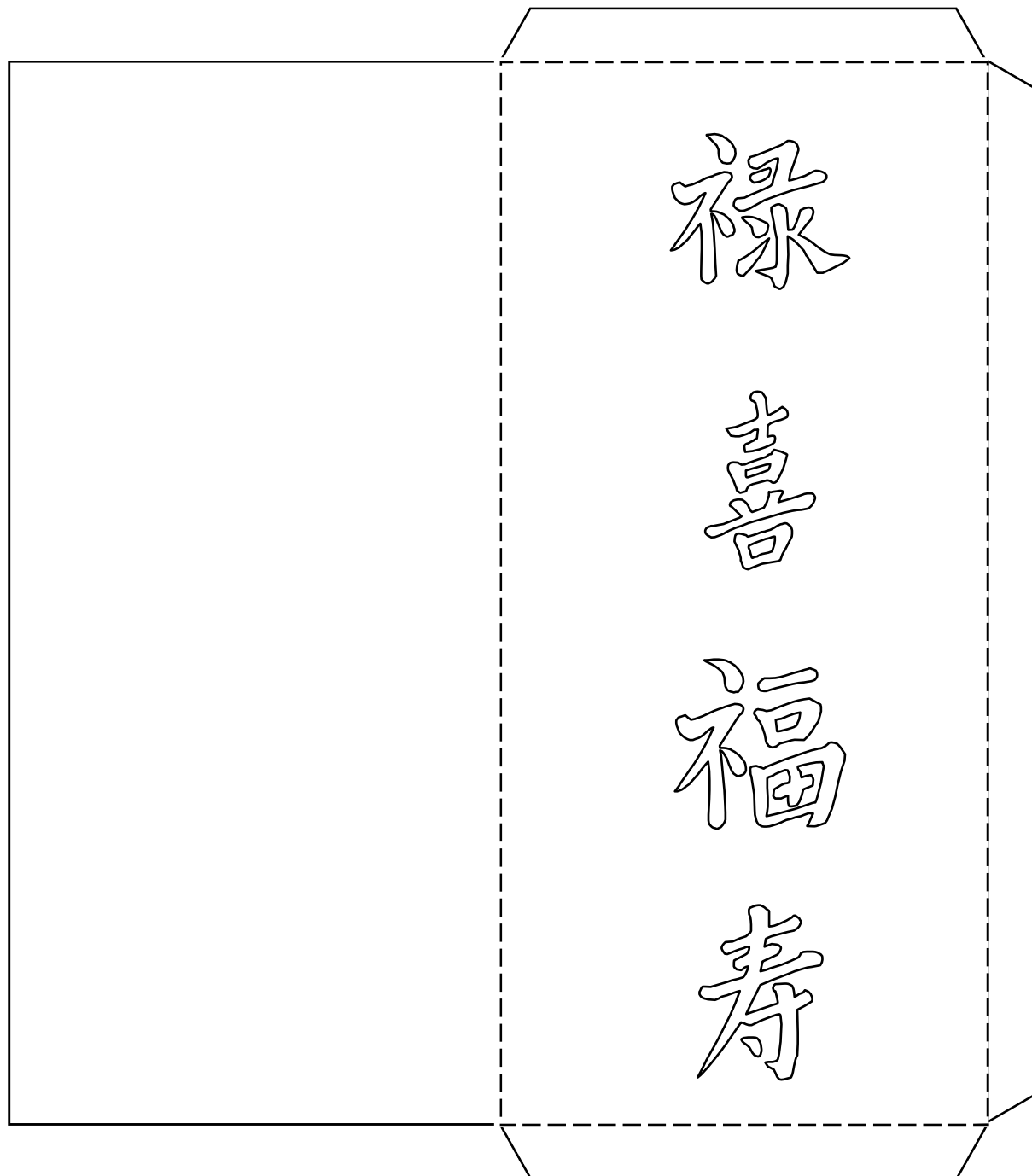


# Center Activities for *Uncle Peter's Amazing Chinese Wedding*




## Lucky Envelope

- In Chinese society, a red envelope or red packet is given to symbolize good luck and is supposed to ward off evil spirits. Run the pattern below on red paper, or on white paper and let the students color their own.



# Center Activities for *Uncle Peter's Amazing Chinese Wedding*



## Venn Diagram

- The wedding in this story is a traditional Chinese wedding. Have students use the Venn diagram to compare Uncle Peter's wedding ceremony with a wedding ceremony they have attended.
- For younger children you will want to do this as a whole group activity. Begin by asking students, "How many of you have attended a wedding?" Ask for volunteers to tell you what happened. Chart their responses. If you aren't getting appropriate responses offer one of your own as an example such as throwing the bouquet or kissing the bride.
- Re-read the story, stopping often and asking if what happened at Uncle Peter and Stella's wedding also happened at the weddings they have attended. If so, record the event in the middle circle, if not record it in the first circle. After you finish the story record the events remaining on the chart in the last circle.

