

**CYRM Resource Book
Primary Nominees
(Grades K-3)
2009-2010**

Do Unto Otters: A Book About Manners

by Laurie Keller

Holt, 2007

A Frog Thing

by Eric Drachman

illustrated by James Muscarello

Kidwick, 2006

Millie Waits for the Mail

by Alexander Steffensmeier

Walker, 2007

My Life as a Chicken

by Ellen Kelley

illustrated by Michael Slack

Harcourt, 2007

Velma Gratch and the Way Cool Butterfly

by Alan Madison

illustrated by Kevin Hawkes

Schwartz & Wade, 2007



California Young Reader Medal
Primary Ballot
2009-2010

_____ *Do Unto Otters:*
A Book About Manners

_____ *A Frog Thing*

_____ *Millie Waits for the Mail*

_____ *My Life as a Chicken*

_____ *Velma Gratch and the*
Way Cool Butterfly

California Young Reader Medal
Primary Ballot
2009-2010

_____ *Do unto Otters:*
A Book About Manners

_____ *A Frog Thing*

_____ *Millie Waits for the Mail*

_____ *My Life as a Chicken*

_____ *Velma Gratch and the*
Way Cool Butterfly



California Young Reader Medal
Primary Ballot
2009-2010

_____ *Do unto Otters:*
A Book About Manners

_____ *A Frog Thing*

_____ *Millie Waits for the Mail*

_____ *My Life as a Chicken*

_____ *Velma Gratch and the*
Way Cool Butterfly

California Young Reader Medal
Primary Ballot
2009-2010


_____ *Do unto Otters:*
A Book About Manners

_____ *A Frog Thing*

_____ *Millie Waits for the Mail*

_____ *My Life as a Chicken*

_____ *Velma Gratch and the*
Way Cool Butterfly



Draw Your Own Primary Bookmarks

<p><i>Do Unto Otters: A Book About Manners</i> by Keller</p>	
<p><i>A Frog Thing</i> by Drachman</p>	
<p><i>Millie Waits for the Mail</i> by Steffensmeier</p>	
<p><i>My Life as a Chicken</i> by Kelley</p>	
<p><i>Velma Gratch and the Way Cool Butterfly</i> by Madison</p>	


Library Storytime Series

Themes for Primary Titles

You will find great suggestions under “Storytime Theme” for each of the nominated primary category books—books to read aloud, books to share, and a craft or activity. The wonderful thing about the multifaceted CYRM books is that you can use the same book to explore many themes. The “Connections” section for each nominated book has additional themes and related books.

A key goal of the library storytime series is to develop a core audience of children eager to vote for their favorite books. To encourage children to come to all programs, you can make your storytime into a mini “club.” You might want to make buttons for children to color and wear to each storytime. Other ideas include having children draw pictures of their favorite books displayed, or staging a “Jeopardy” style quiz show using the nominated books for your questions.


Storytime themes are sure to be a hit with children visiting your library!



Do Unto Otters: A Book About Manners

by Laurie Keller

Do not overuse the high priority option.
Avoid using URGENT and IMPORTANT.



Art based on the book
DO UNTO OTTERS: A BOOK ABOUT MANNERS by Laurie Keller.
Copyright © 2007 by Laurie Keller.
Reprinted by arrangement with Henry Holt and Company, LLC.
All rights reserved.

Synopsis

With extremely clever illustrations, Mr. Rabbit learns about his new neighbors, the Otters, while also learning the golden rule. Mr. Rabbit realizes he doesn't know anything about otters, and wonders how to get along with his new neighbors. A helpful owl suggests that Mr. Rabbit just treat them the way he would like to be treated. As Mr. Rabbit ponders this, we are led through the magic words in any language, "please," "thank you," and "excuse me." By the end, all are reminded to, "Do unto Otters as you would have Otters do unto you."

Hooks

- What is an otter?
- What are the "magic words" that help us get along well with others?
- What else helps us get along well with others?
- Have you ever had new neighbors? What were they like?
- How do you behave when you get to know a new friend?


**Meet the Author
and Illustrator
Laurie Keller**



Laurie Keller is the creator of the award-winning books *The Scrambled States of America*; *Open Wide, Tooth School Inside*; *Arnie the Doughnut*; and *Grandpa Gazillion's Number Yard*. She lives in the woods by Lake Michigan, next to an otter and a rabbit. They all get along very happily now, but it was the challenges Laurie faced coexisting with them that inspired this book. Incidentally, the otter and the rabbit each had an entire list of "Laurie Keller's Annoying Habits" they had to deal with and are currently writing books of their own.

Contact Laurie Keller at: www.lauriekeller.com

Do not attach unnecessary files.



Art based on the book *DO UNTO OTTERS: A BOOK ABOUT MANNERS* by Laurie Keller.
Copyright © 2007 by Laurie Keller.
Reprinted by arrangement with Henry Holt and Company, LLC.
All rights reserved.



Golden Rule

Cooper, Ilene. *The Golden Rule*. Illustrated by Gabi Swiatowska. Abrams Books for Young Readers, 2007.

Manners

Buehner, Caralyn. *It's a Spoon, Not a Shovel*. Illustrated by Mark Buehner. Dial Books for Young Readers, 1995.

Joslin, Sesyle. *What Do You Say, Dear?* Illustrated by Maurice Sendak. Harper and Row, [1986] 1958.

Katz, Alan. *Don't Say That Word!* Illustrated by David Catrow. Margaret K. McElderry Books, 2007.

Post, Peggy and Cindy Post Senning. *Emily's Everyday Manners*. Illustrated by Steve Bjorkman. Collins, 2006.

Sierra, Judy. *Mind Your Manners, B. B. Wolf*. Illustrated by J. Otto Seibold. Knopf, 2007.

Yolen, Jane. *How Do Dinosaurs Eat Their Food?* Illustrated by Mark Teague. Blue Sky Press, 2005.

Otters - Fiction

Bedford, David. *Little Otter's Big Journey*. Illustrated by Susan Winter. Good Books, 2006.

Berger, Barbara. *A Lot of Otters*. Philomel Books, 1997.

Stewart, Amber and Layn Marlow. *Little by Little*. Orchard Books, 2008.

Friendship

Asch, Frank. *Happy Birthday Moon*. Aladdin. Revised Edition, 2000.


Fatio, Louise. *The Happy Lion*. Illustrated by Roger Duvoisin. Knopf Books for Young Readers, 50 Edition, 2004.

Keller, Laurie. *Arnie the Doughnut*. Henry Holt and Co, 2003.

Wilson, Karma. *Bear Snores On*. Illustrations by Jane Chapman. Margaret K. McElderry, 2002.

Yolen, Jane. *How do Dinosaurs go to School?* Illustrated by Mark Teague. Blue Sky Press, 2007.

Storytime Theme for *Do Unto Otters*



Read Aloud

Cooper, Ilene. *The Golden Rule*. Illustrated by Gabi Swiatowska. Abrams Books, 2007. Gr. PreK-3rd. Grandpa explains that the golden rule is a simple statement on how to live that can be practiced by people of all ages and faiths.

Cuyler, Marjorie. *Please Say Please!: Penguin's Guide to Manners*. Illustrated by Will Hillenbrand. Scholastic, 2004. Gr. PreS-2nd. Penguin teaches his animal friends how to behave when they are invited for dinner.

Kopelke, Lisa. *Excuse Me!* Simon & Schuster, 2003. Gr. PreS-2nd. A frog who loves to burp learns the value of good manners.


LaReau, Kara and Scott Magoon. *Rabbit and Squirrel: A Tale of War and Peas*. Harcourt, 2008. Gr. PreS-2nd. Rabbit and Squirrel are neighbors who never even say hello until someone starts damaging their gardens, and then they blame one another and start a fight.

Reiss, Mike. *The Boy Who Wouldn't Share*. Illustrated by David Catrow. Harper Collins, 2008. Gr. PreS-1st. Edward, unwilling to share his toys with his sister, has a change of heart when she has something he wants.

Rosoff, Meg. *Meet Wild Boars*. Illustrated by Sophie Blackall. Henry Holt, 2005. PreS-2nd. It is very hard to be friends with wild boars because they are dirty and smelly, bad-tempered, and rude.

Wildsmith, Brian. *The Owl and the Woodpecker*. Star Bright Books, 2006. Gr. PreS-3rd. The Owl and the Woodpecker are anything but friendly neighbors until the day a storm hits their forest.

Storytime Theme for *Do Unto Otters*



Songs

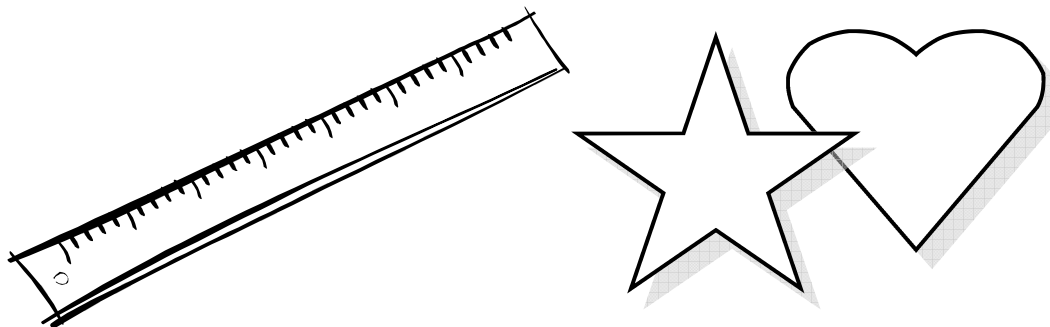
Katz, Alan. *Are You Quite Polite?: Silly Dilly Manners Songs*. Illustrated by David Catrow. McElderry Books, 2006. Gr. K-3rd. Silly songs about manners sung to familiar tunes.

Game


Play “Button, Button, Who Has the Button?” with manners. You’ll need one large button to play. Everyone sits in a circle with one child standing in the middle with eyes closed. Children quietly pass the button around the circle until you say stop. Everyone pretends they are holding the button, and the child in the center has to guess who has it. Then they trade places and the child with the button goes in the middle.

Art Activity

Read *The Golden Rule* by Ilene Cooper. Purchase inexpensive rulers, one for each child. You can spray paint the rulers golden if you would like. Make a mobile using the ruler as the top, with three attached pieces of yarns of different lengths. From the yarn hang the golden rule from the book “Treat People the Way You Would Like to Be Treated” printed on a paper that the children can decorate. The other two hanging items could be golden stars or hearts.



Center Activities for *Do Unto Otters*



The following are integrated ideas for art, math, literature and social studies.

Art Center— Posters

- Choose a rule for good manners. Make a poster for your rule.

Social Studies— Other Languages

- Find out how to say *please, thank you, you're welcome, excuse me*, and other polite words and expressions in other languages.
- Use your stick puppets (found on the next page) to practice saying the polite words with a friend.

Map Skills

- Look at a world map. Find out where the languages you've learned are spoken. Find the countries on the map.


Other Cultures

- Research and find out how people in other cultures greet each other. Do they shake hands, bow, etc.?
- Practice what you have learned with a friend.
- What kinds of behaviors are considered proper or improper in other cultures? Are they the same or different from what you are used to?
- Choose a different culture and make a Venn Diagram comparing their customs to the customs in your own culture.

Map Skills



- Look on a world map and find the country you chose for your Venn Diagram.

Center Activities for *Do Unto Otters*



Art Center—Stick Puppets

- **Materials for each student:**
 - Rabbit and otter puppet templates (Duplicate on cardstock or drawing paper)
 - Crayons or markers
 - Scissors
 - 2 tongue depressors or craft sticks
 - Tape or glue
- **Procedure:**
 - Color the rabbit and otter puppets.
 - Cut out the puppets.
 - Tape or glue onto sticks.
 - Practice having your puppets speak politely to each other.

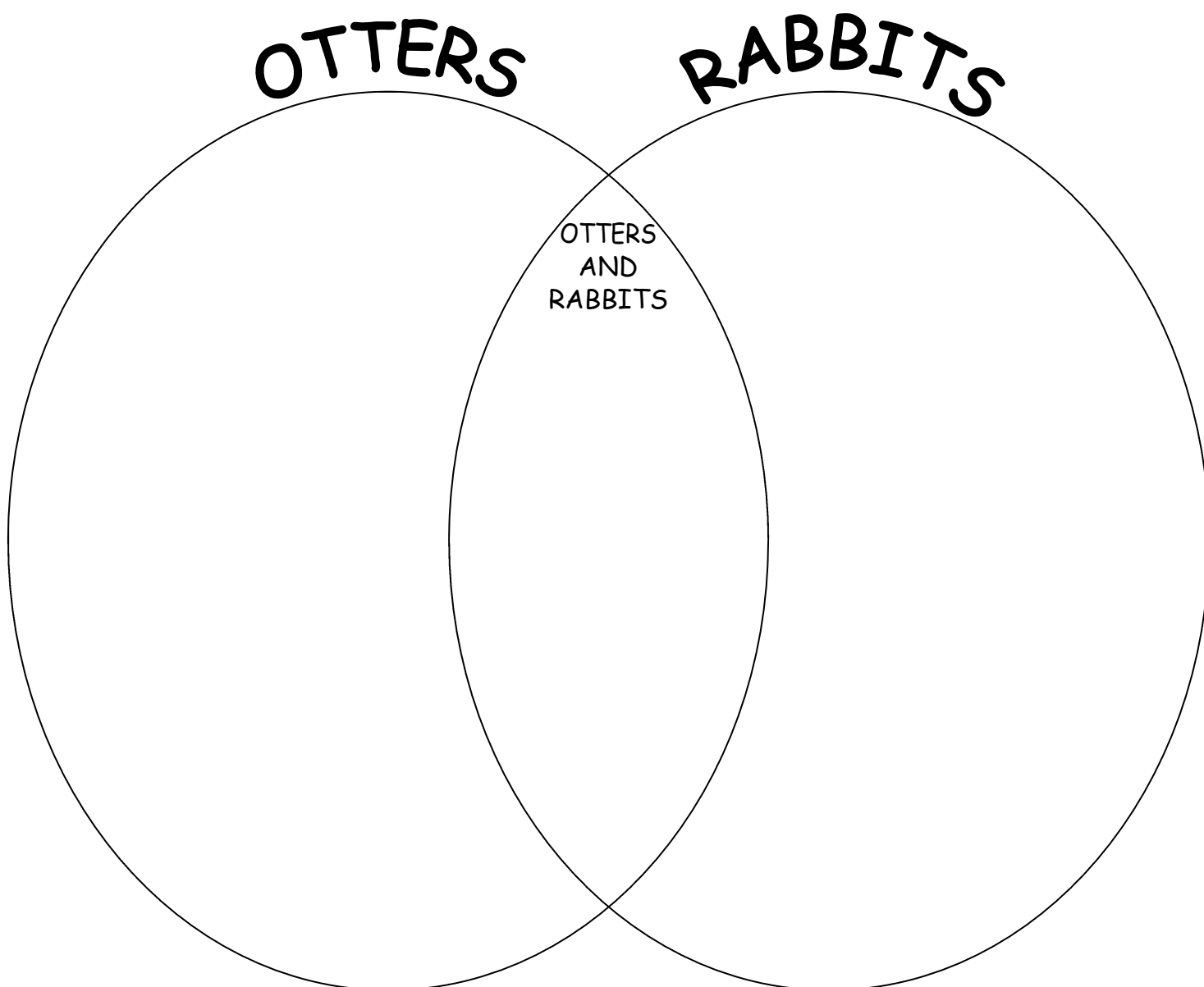


Center Activities for *Do Unto Otters*




Science Center—Venn Diagram for Otters and Rabbits

- Make a Venn Diagram comparing otters and rabbits either as a whole group or have students do it independently. Discuss how otters and rabbits are alike and how they are different.

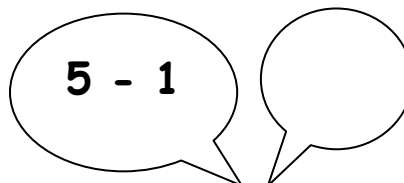




Center Activities for *Do Unto Otters*



Math Center—Subtraction Speech Bubbles


- Write the answer to each question in the speech bubble.
What is ?



A Frog Thing

by Eric Drachman

illustrated by James Muscarello



Synopsis

Like many people, Frank the Frog isn't completely satisfied with who he is and what he can and cannot do. Also like humans, he dreams of flying. His caring parents have told him, "You can do whatever you want to do." Frank interprets this to include flying. So he tries to fly. After his continued attempts are unsuccessful, his parents break the bad news to him. He can do any *frog* thing that he wants to do. Flying is a *bird* thing. But Frank doesn't accept his parents' viewpoint. He continues trying to fly. As luck would have it, a baby bird falls into his pond. After Frank rescues the chick and returns it to his grateful mother, the mother bird devises a way for Frank to fly.



Hooks

- Have your parents told you that you are capable of doing anything you set your mind to and work hard for?
- What are some things that are impossible for humans to do?
- Do you wish you could do any of those?
- What are some things kids are good at?
- What are you good at?



Meet the Author-Eric Drachman


Eric Drachman has an MFA in Acting, a B.A. in Psychology, and a minor in making kids laugh. In fact, it was Eric's desire to entertain his nieces and nephews that inspired his first audio book. *Leo the Lightning Bug*, Eric's first book, has sold more than 160,000 copies in the U.S. He has written several more books and has a nice collection of awards for them. Eric records, edits, and produces the dramatic audio CDs that come with each book and has been fortunate to work with wonderful illustrators, composers and vocal talent. Making funny noises with his nieces and nephews is hard work, but Eric is happy to do it! With *A Frog Thing*, he has a fourth title to add to his growing list of award-winning picture books.

Contact Eric Drachman at: www.kidwick.com

Meet the Illustrator-James Muscarello



James Muscarello has been drawing all of his life. He started with a trusty box of crayons and coloring books. His studies continued with character animation at The California Institute of the Arts, and then life drawing at El Camino College. James continues to support himself through his art as a sculptor and toy designer, as well as an illustrator.





Frogs - Fiction

- Cyrus, Kurt. *Tadpole Rex*. Harcourt, 2008.
- Kent, Jack. *The Caterpillar and the Polliwog*. Aladdin, 1985.
- Lescroart, John. *The Icky Sticky Frog*. Piggy Toes Press, 2008.
- Livingston, Irene. *Finklehopper Frog*. Illustrations by Brian Lies. Tricycle Press, 2003.
- London, Jonathan. *Froggy Learns to Swim*. Illustrated by Frank Remkiewicz. Puffin, 1997.
- Roth, Susan. *The Biggest Frog in Australia*. Aladdin, 2000.
- Wilson, Karma. *A Frog in the Bog*. Illustrated by Joan Rankin. Aladdin, 2007.


Frogs – Non-Fiction

- Bishop, Nic. *Nic Bishop Frogs*. Scholastic, 2008.
- Bredeson, Carmen. *Fun Facts about Frogs!* Enslow Publishers, 2008.
- Gibbons, Gail. *Frogs*. Holiday House, 1994.
- Moffett, Mark. *Face to Face with Frogs*. National Geographic, 2008.
- Pfeffer, Wendy. *From Tadpole to Frog*. Illustrated by Holly Keller. HarperCollins, 1994.

Self-acceptance

- Drachman, Eric. *Ellison the Elephant*. Illustrated by James Muscarello. Kidwick Books, 2004.
- Drachman, Eric. *It's Me!* Illustrated by Isabelle Decenciere. Kidwick Books, 2004.
- Flesher, Vivienne. *Alfred's Nose*. Katherine Tegen Books, 2008.
- Garland, Michael. *Icarus Swinebuckle*. Albert Whitman & Company, 2000.
- Lovell, Patty. *Stand Tall, Molly Lou Melon*. Illustrated by David Catrow. Putnam, 2001.
- Stevens, Janet and Susan Stevens Crummel. *Jackalope*. Illustrated by Janet Stevens. Harcourt, 2003.

Storytime Theme for *A Frog Thing*



Read Aloud

Billout, Guy. *The Frog Who Wanted to See the Sea*. Creative Editions, 2007. Gr. Pre-3rd. Feeling adventurous one day, a frog sets out to visit the great sea she has heard so much about.

Cecil, Randy. *Duck*. Candlewick Press, 2008. Gr. K-3rd. A carousel duck longs to fly, and sets out to find real ducks that will instruct him.

Lechner, John. *A Froggy Fable*. Candlewick Press, 2005. Gr. K-2nd. A little frog is upset when his life is changed by simple things, but during an adventure he learns that change can be good after all.

Ringold, Faith. *Tar Beach*. Crown Publishers, 1991. Gr. Pre-3rd. A young girl dreams of flying over her own home and neighborhood.


Taylor, Mark. *The Frog House*. Illustrated by Barbara Garrison. Dutton Children's Books, 2004. Gr. Pre-2nd. A frog decides an apple-shaped birdhouse is the perfect home, until he gets too many visitors.

Poetry

Larios, Julie. *Yellow Elephant: A Bright Bestiary*. Paintings by Julie Paschkis. Harcourt, 2006. Gr. Pre-3rd. Read, "A green frog/ On a green lily pad."

The Twentieth Century Children's Poetry Treasury, selected by Jack Prelutsky. Illustrated by Meilo Sol. Alfred A. Knopf, 1999. Gr. 1 and up. Read "I Can Fly" on page 30.

Storytime Theme for *A Frog Thing*



Song

The Little White Duck. Find music and lyrics at:
<http://kids.niehs.nih.gov/lyrics/littlewhite.htm>.


Movement

Jump to the following poem:

Frogs jump high up to the sky.
Frogs jump low to and fro.
Frogs jump back to stay on track.
Frogs jump ahead, so they said.
Frogs jump fast, will it last?
Frogs jump slow, not far to go.
Frogs jump here without a fear.
Frogs jump there without a care.
Frogs jump everywhere!

Art Activity

Have the children imagine what it would be like if people or other animals besides birds could fly. Maybe they would see an elephant flying in the sky? Or maybe a giraffe? What would the animals look like if they had wings? Direct your children to draw a picture of something flying that you would only see in your imagination.



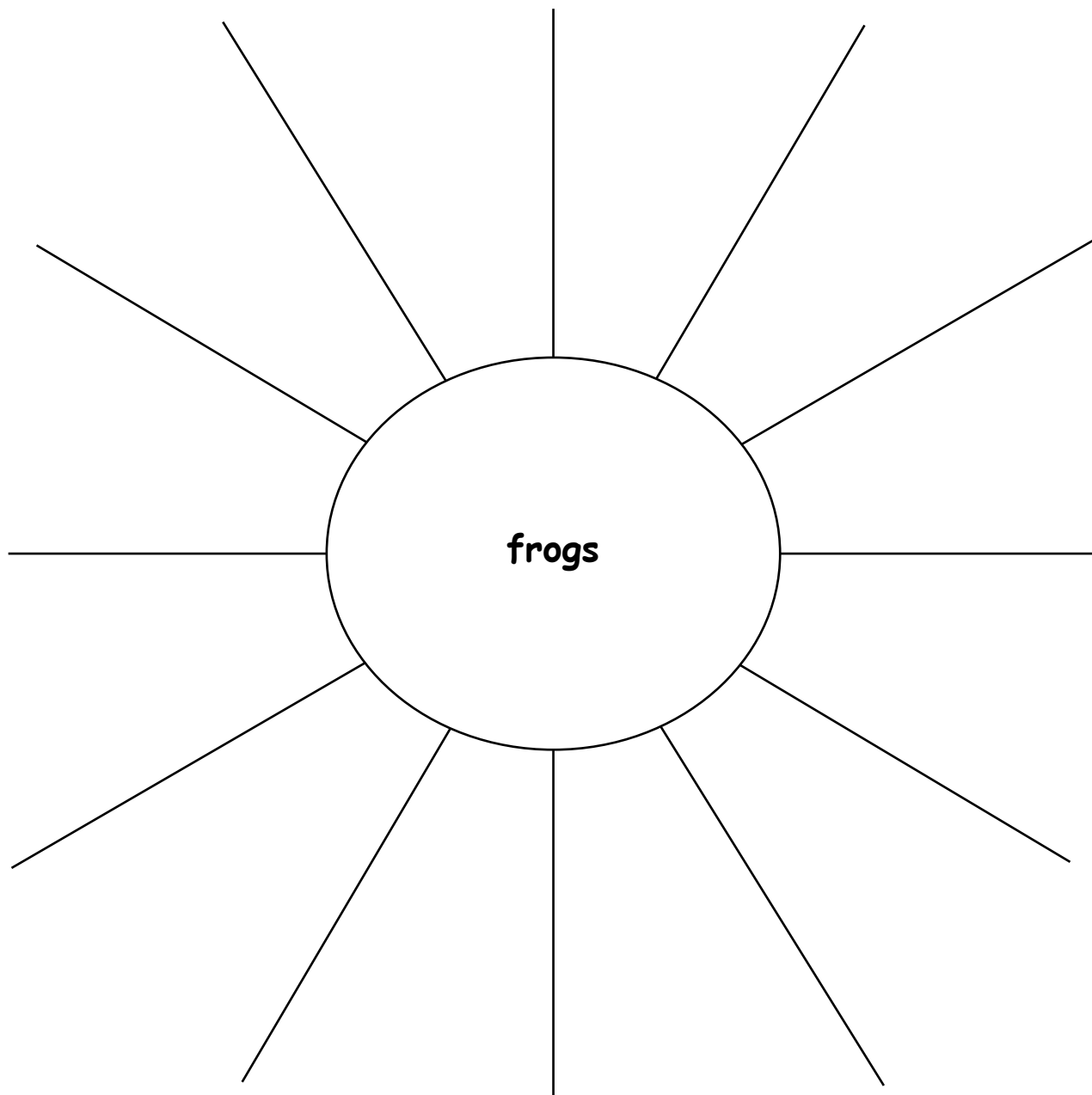
Center Activities for *A Frog Thing*




The following are integrated ideas for art, math, literature and social studies.

Science Activity—Frog Facts Web

- As a group or individually, fill the web with facts about frogs.


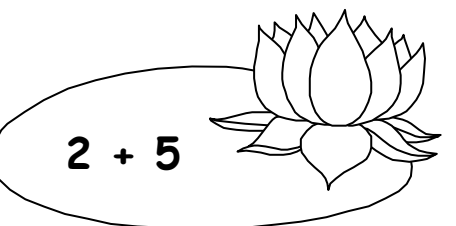


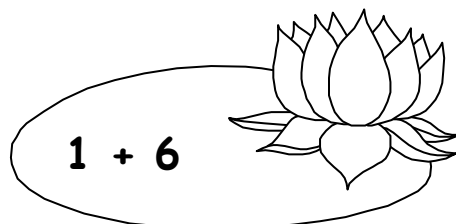

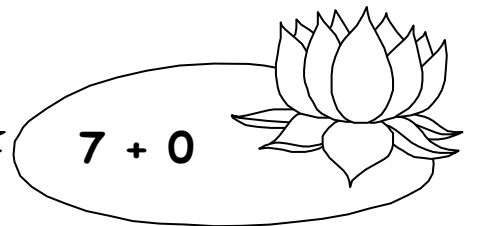
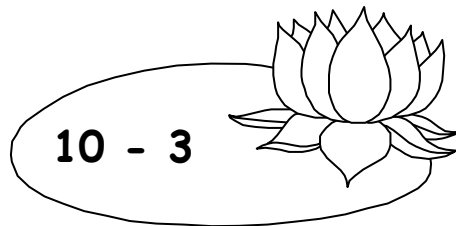
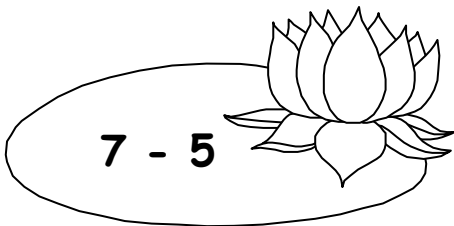
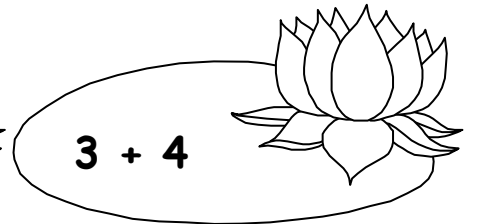
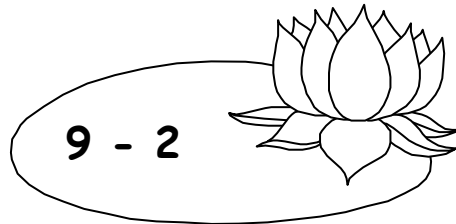
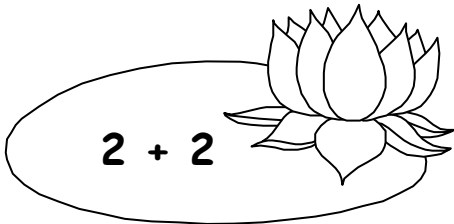
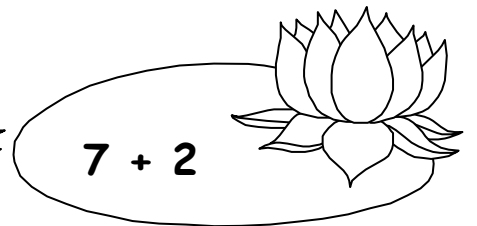
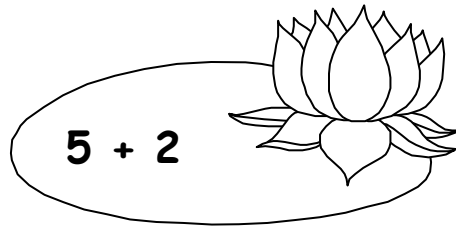


Center Activities for *A Frog Thing*




Math Center - Hopping to 7

- Get Frank home by coloring only the lily pads with the answer of seven.



Center Activities for *A Frog Thing*



Art Center—Folded Frank Frog Puppet

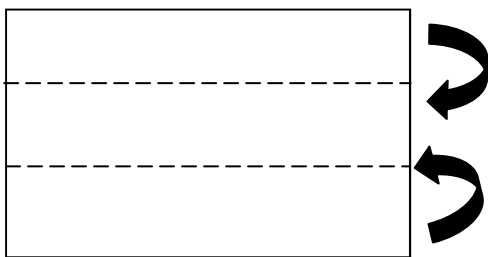
- **Materials:**

- one 9 x 12 sheet of green paper
- one 9 x ½ inch strip of red paper
- one 1 x 2 inch piece of green paper
- one 1 x 2 inch piece of white paper
- scissors and glue

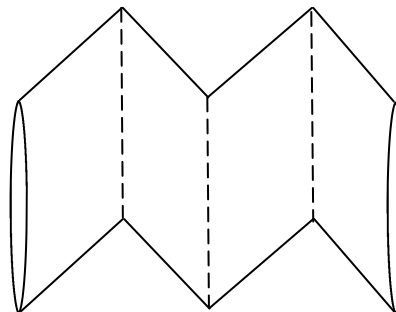
- **Procedure:**

1. Fold the large green paper into thirds lengthwise.
2. Fold the folded paper again into fourths (accordion fold).
3. Curl the red strip around a pencil.
4. Glue the curl inside the middle fold.
5. Cut the small green paper in half.
6. Round one edge of each green paper.
7. Fold the white paper in half.
8. Cut a circle out of the white paper. Add black dots for eyes.
9. Glue the circles onto the rounded ends of the green papers.
10. Fold the bottom of the green papers.
11. Glue them onto the top of the folded green paper.
12. Put thumb into the bottom opening and fingers into the top opening.
13. Make your frog talk.

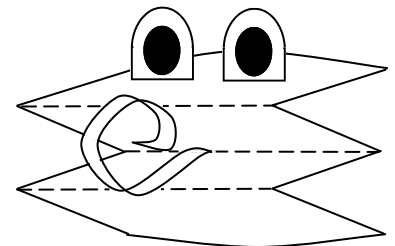
Step 1




Step 2



Step 11



Center Activities for *A Frog Thing*



Language Activity—Doing Things Chart


- As a group or individually, fill in the chart.

Things I Can Do	Things I Would Like to Learn To Do

Math Activity—‘We Can Do’ Graph

- Make a class graph of “Things We Can Do.”

Center Activities for *A Frog Thing*



Physical Education Activity—Movement

- Have students run, jump, hop, skip, and gallop.
- Have students experiment with other ways of moving.

Math Activity—Class Movement Skills Graph

- Make a class graph of the movement skills the students have mastered.

Science Activity—Frogs Around the World

- Find out about different types of frogs around the world. Choose one type of frog and write a report.

Social Studies Activity—Mapping Frogs

- Research where frogs live and find the countries on a world map.

Science Activity—The Frog Life Cycle


- Draw lines to divide a paper plate into 4 equal parts.
- Cut out and glue the labels onto the plate in the proper sequence for the life cycle.
- Illustrate each part of the cycle.

eggs	tadpole	froglet	adult frog
-------------	----------------	----------------	-------------------

- Check www.enchantedlearning.com for more frog information and activities. Click on K-3 Themes.

Millie Waits for the Mail

by Alexander Steffensmeier



Synopsis

Putting a twist on mail carriers' problems with dogs, *Millie Waits for the Mail* turns that tradition on its ear because Millie is a cow who *loves* to scare the mail carrier. Clever illustrations add to the humor as Millie hides among pigs, in the garden wearing a potted plant on her head, and in an outdoor bathtub/cistern. The mail carrier is losing sleep because of nightmares about scary cows, so he decides to make friends with Millie. He brings her a package. Millie never gets her gift, but she gets something better in the end, and the mail carrier solves his problem as well.



Hooks

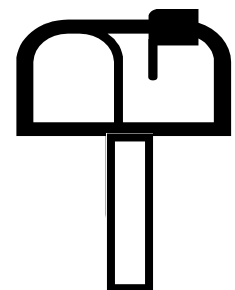

- Do you like to hide, then jump out and scare someone?
- How do you react when someone does that to you?
- What happens inside your body when you get startled by someone?
- Why do farmers keep cows?
- How do dogs react to mail carriers?
- Do you like people who bring you presents?

**Meet the Author
and Illustrator
*Alexander Steffensmeier***



Alexander Steffensmeier was born in Lippstadt, a small village in Westphalia, Germany, in 1977. After finishing school, he studied illustration in the design departments at Münster School of the Arts where he earned his diploma in 2004. Since 2003 he has worked as a freelance illustrator for several publishing houses.

Contact Alexander Steffensmeier at:
www.walkeryoungreaders.com






Cows

- Cronin, Doreen. *Click, Clack, Moo: Cows That Type*. Illustrated by Betsy Lewin. Simon & Schuster Books for Young Readers, 2000.
- Duffield, Katy. *Farmer McPeepers and His Missing Milk Cows*. Illustrated by Steve Gray. Rising Moon, 2003.
- Ernst, Lisa Campbell. *When Bluebell Sang*. Bradbury Press, 1989.
- Freeman, Martha. *Mrs. Wow Never Wanted a Cow*. Illustrated by Steven Salerno. Random House, 2006.
- Johnson, Paul Brett. *The Cow Who Wouldn't Come Down*. Illustrated by Paul Brett Johnson. Orchard Books, 1993.

Mail/Letter Carriers

- Boelts, Maribeth. *Grace and Joe*. Illustrated by Martine Gourbault. A. Whitman, 1994.
- Bottner, Barbara. *Raymond and Nelda*. Illustrated by Nancy Hayashi. Peachtree, 2007.
- Day, Alexandra and Cooper Edens. *Special Deliveries*. Illustrated by Alexandra Day. HarperCollins Publishers, 2001.
- Henkes, Kevin. *Good-bye, Curtis*. Illustrated by Marisabina Russo. Greenwillow Books, 1995.
- Tunnell, Michael O. *Mailing May*. Illustrated by Ted Rand. Greenwillow Books, 1997.



Storytime Theme for *Millie Waits for the Mail*



Read Aloud

Cutbill, Andy. *The Cow that Laid an Egg*. Illustrated by Russell Ayto. HarperCollins, 2008. Gr. PreS-3rd. Aware that she lacks many of the skills her fellow barn yard cows possess, Marjorie is left feeling sad until a group of caring chickens come up with a plan for the perfect solution to make her realize just how special she is.

Hume, Lachie. *Clancy the Courageous Cow*. Greenwillow Books, 2007. Gr. K-2nd. Clancy the cow is a misfit in his herd, but when he proves himself in the annual cow wrestling match, he demonstrates the foolishness of judging by appearances.

Kerby, Mona. *Owney, the Mail-Pouch Pooch*. Illustrated by Lynne Barasch. Farrar, Straus and Giroux, 2008. Gr. K-3rd. Owney, a stray terrier puppy, finds a home in the Albany, New York, post office and becomes its official mascot as he rides the mail train through the Adirondacks and beyond.

Poetry

Hoce, Charley. *Beyond Old MacDonald: Funny Poems from Down on the Farm*. Illustrated by Eugenie Fernandes. Boyds Mills Press, 2005. Gr. PreS-3rd. A collection of silly, rhyming poems about farm life features a sheep that goes on the lam, a cow that wears a dress that makes her calves look small and other silly characters.

Pearson, Susan. *Squeal and Squawk*. Illustrated by David Slonim. Marshall Cavendish, 2004. Gr. K-3rd. A collection of humorous poems about barnyard animals and activities.

Storytime Theme for *Millie Waits for the Mail*



Song and Movement


Sing and play "*The Farmer in the Dell.*" Ten children (or more) join hands and dance around the FARMER, who stands in the center of the circle as they sing. At the end of the first verse, the FARMER chooses his WIFE, who joins him inside the circle. At the end of the next verse, the WIFE takes a CHILD, and so on, until the last verse when everyone is in the circle except the CHEESE, who stands alone. Whoever ends up being the CHEESE becomes the FARMER for the next round. For the words go to:

<http://www.dltk-teach.com/rhymes/farmer/song.htm>.


Art Activity

Make a clothespin cow. You'll need clothespins (legs of cow), white cardstock paper (body and head of cow), black and white paint, glue and scissors, a black marker, pipe cleaners (optional). Paint the clothespins white. From the cardstock, cut two ovals, one large and another smaller. Glue the smaller oval to the larger oval to make the cow's body. Paint black spots all over your cow. Once the paint is dry, clip the legs on your cow. Make an eye and mouth with a black marker. You can add a pipe cleaner for horns and tail if desired. For instructions and illustrations go to:

<http://www.busybeekidscrafts.com/Clothes-Pin-Calf.html>.



Center Activities for *Millie Waits for the Mail*



The following are integrated ideas for art, math, literature and social studies.

Writing Center—Letters

Choose one:

- Pretend you are Millie. Write a letter to the mail carrier apologizing for scaring him and destroying his bicycle.
- Pretend you are the mail carrier. Write a letter to Millie accepting her apology.
- Pretend you are Millie. Write a letter to the mail carrier thanking him for giving you a job delivering the mail.
- Pretend you are the mail carrier. Write a letter to Millie thanking her for helping you deliver the mail.
- Partner with someone who wrote the opposite of your letter and read your letters to each other.


Discussion Topic

- What do you think was in the package the mail carrier had for Millie? Why do you think he chose that particular present?

Social Studies

- Go on a field trip to the local Post Office or arrange to have a postal worker visit.
- Go on a field trip to a local farm or contact the Dairy Council of California to have a cow come visit: www.dairycouncilofca.org/educators.

Center Activities for *Millie Waits for the Mail*



Science—KWL Chart about Cows

(K. What I Know; W. What I Want To Learn; L. What I Have Learned.)

- Before doing research fill out the first two sections of the KWL Chart either as a whole group or have students do it independently.

Cows

What I know about cows:	What I want to know about cows:	What I have learned about cows:

- After research go back to KWL Chart and add facts learned about cows.

Math/Science Center—Shake and Make Ice Cream

- Have the students use measuring cups and measuring spoons to make ice cream. Have them use a clock or stopwatch to time it. Discuss the process of transforming from a liquid to a solid.
- **What you will need for each student:**

2 Tbs. sugar	6 Tbs. rock salt
1 cup milk or half-and-half	1 pint-sized sturdy plastic zip bag
½ tsp. vanilla	1 gallon-sized sturdy plastic zip bag
* gloves or mittens, optional	
- **Procedure:**
 1. Fill the gallon-sized plastic bag half full with ice. Add rock salt and seal.
 2. Pour sugar, milk/half-and-half, and vanilla into the pint-sized plastic bag and seal.
 3. Place the pint-sized zip bag into the gallon-sized zip bag and seal.
 4. Shake the bag for 5 to 7 minutes or until it turns into ice cream.
 5. Remove the small bag, open, and enjoy!

From: *The Ultimate Book of Kid Concoctions* by John E. Thomas & Danita Page. The Kid Concoctions Company, 1998.

Center Activities for *Millie Waits for the Mail*




Art Center—Make Millie

- **Materials:**


- one 9 X 12 sheet of white construction paper
- template for head
- 5 inch piece of black thick black yarn (or several pieces thin black yarn)
- black and pink crayons
- scissors and glue or tape

- **Procedure:**

1. Fold the paper in half.
2. Cut a half-circle from the open side.
3. Use black crayon to add spots and hooves.
4. Color the head using pink (for the nose and inside the ear) and black crayons.
5. Cut out the head and glue it on one end of the folded paper.
6. Tie a knot at one end of the yarn and fringe it for a tail.
7. Glue or tape the tail on the other end of the folded paper.



Center Activities for *Millie Waits for the Mail*



Math Center—Addition Envelopes

- Label 3 envelopes with the answers 7, 8 and 9.
- Cut out the equations and put them in the correct envelopes.

$4 + 3$	$7 + 1$	$0 + 9$
$5 + 2$	$3 + 5$	$2 + 7$
$4 + 4$	$3 + 6$	$1 + 6$
$5 + 4$	$6 + 2$	$7 + 0$
$3 + 4$	$4 + 5$	$1 + 7$



Center Activities for *Millie Waits for the Mail*



Word Activity Center—Compound Words

- Draw lines between the envelopes to make these compound words from the story;

mail

yard

night

self

with

thing

some

mares

him

out

farm

thing

any

man


farm

house

My Life as a Chicken

by Ellen Kelley

illustrated by Michael Slack



Synopsis


Pauline Poulet (poulet is French for chicken) relates the wild adventures of her chicken life. When she realizes the farmer is reading a recipe for Chicken Pie, she decides to escape from the barn where she lays her eggs. But a life of freedom is filled with many perils. In a shortened, chickenish version of *The Amazing Race*, Pauline escapes from predators, rides the river rapids, is “rescued” by pirates, and flies in a balloon. As she faces each challenge, she always reminds herself, “Pauline, prevail!” This is repeated as she rides a kite to the ground where, exhausted, she falls asleep. But then at last, Pauline finds a happy home, a paradise with friends and family, in a petting zoo.



Hooks

- What is the life of a chicken like?
- If you went on an adventure, where would you go?
- Think about an adventure you would like to have. What would be great about it? What could go wrong?
- What was the hardest thing you ever did or experienced?
- What helped you get through the experience?
- What makes a nice home?

My Life as a Chicken



Meet the Author—Ellen A. Kelley

Ellen A. Kelley, a former elementary schoolteacher, is an award-winning poet and author. She has served as a California Poet in the Schools, a university lecturer, and is currently a community college writing instructor. *My Life as a Chicken* is her third book for children. Ellen hatched in Minnesota but spent her chickhood in California, where she still roosts with her husband and their aged cat.

Contact Ellen A. Kelley at:
www.ellenakelley.com

Meet the Illustrator—Michael Slack



Michael Slack is an illustrator, character designer, and occasional animator. While researching this book, he learned that some domestic chickens actually climb trees, use cell phones, and play the banjo. Michael doesn't have any chickens, but he's considering naming his next pet turtle Pauline. He lives in Oakland, California.

Contact him at:
www.slackart.com



Chickens


- Arnold, Tedd. *The Twin Princes*. Dial Books for Young Readers, 2007.
- Auch, Mary Jane and Herm Auch. *Chickerella*. Holiday House, 2005.
- Fleming, Denise. *The Cow Who Clucked*. Holt, 2006.
- Friend, Catherine. *The Perfect Nest*. Illustrated by John Manders. Candlewick, 2007.
- Helakoski, Leslie. *Big Chickens Fly the Coop*. Illustrated by Henry Cole. Dutton Children's Books, 2008.
- Himmelman, John. *Chickens to the Rescue*. Henry Holt, 2006.
- Stoeke, Janet Morgan. *Minerva Louise*. Puffin Books, 2001.

Stories in Rhyme

- Clarke, Jane. *Stuck in the Mud*. Illustrations by Garry Parsons. Holtzbrinck Publishers, 2008.
- Gravett, Emily. *Monkey and Me*. Simon & Schuster Books for Young Readers, 2008.
- Lies, Brian. *Bats at the Library*. Houghton Mifflin Company, 2008.

Adventure Stories

- Andreae, Giles. *Captain Flinn and the Pirate Dinosaurs*. Illustrated by Russell Ayto. Margaret K. McElderry Books, 2005.
- Harris, Peter. *The Night Pirates*. Illustrated by Deborah Allwright. Scholastic Press, 2006.
- Lehman, Barbara. *Rainstorm*. Houghton Mifflin, 2007.
- Long, Kathy. *The Runaway Shopping Cart*. Illustrated by Susan Estelle Kwas. Dutton Children's Books, 2007.
- McPhail, David. *Edward and the Pirates*. Little, Brown, 1997.



Storytime Theme for *My Life as a Chicken*



Read Aloud

DiCamillo, Kate. *Louise: The Adventures of a Chicken*. Illustrated by Harry Bliss.

Joanna Cotler Books, 2008. Gr. K-2nd. Longing for adventure, intrepid Louise leaves her comfortable nest and goes to sea.

Harrington, Janice. *The Chicken-Chasing Queen of Lamar County*. Illustrated by Shelley Jackson. Farrar, Straus and Giroux, 2007. Gr. PreS-3rd. A young farm girl tries to catch her favorite chicken, until she learns something about the hen that makes her change her ways.

Helakoski, Leslie. *Big Chickens Fly the Coop*. Illustrated by Henry Cole. Dutton Children's Books, 2008. Gr. PreS-3rd. The four big chickens are all cooped up when their dream is to see the farmhouse—so they set out in search of it.

Why Did the Chicken Cross the Road? Marla Frazee...[et al.]. Dial Books, 2006.

Gr. K-3rd. Various award-winning artists present their own version of the classic joke, from Marla Frazee's chicken that is searching for a luxury "coop," to Mo Willems' chicken who confesses his motives to a police officer.

Poetry

Pearson, Susan. *Squeal and Squawk*. Illustrated by David Slonim. Marshall Cavendish, 2004. Gr. K-3rd. A collection of humorous poems about barnyard animals and activities.

Prelutsky, Jack. *Behold the Bold Umbrellaphant and Other Poems*. Illustrated by Carin Berger. Greenwillow Books, 2006. Gr. K and up. See "Hatchickens" poem, pg. 21.

Storytime Theme for *My Life as a Chicken*




Song and Movement

Play the Chicken Dance song and move to the music. You can find the song and tune at :
<http://www.kiddyhouse.com/Farm/Chicken/Chickensong.html>.

Art Activity


Make a paper chicken using scissors, paper, glue and crayons. Find a template of the chicken at:
<http://www.dltk-kids.com/animals/mpaperhen.htm>.

You can also use brass brads to attach the wings if you want them to be moveable.



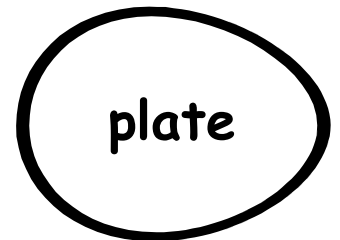

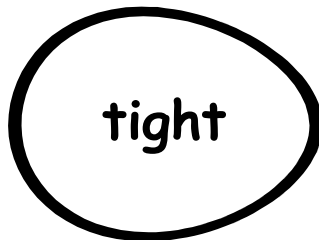

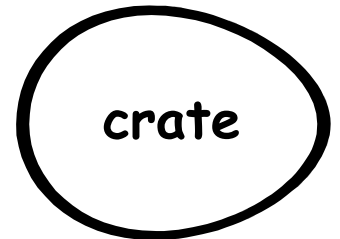
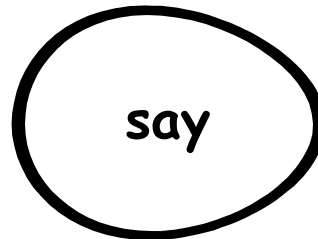

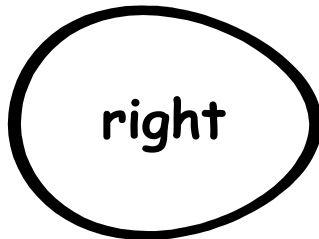
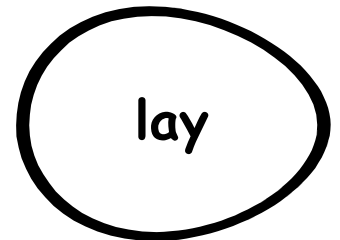
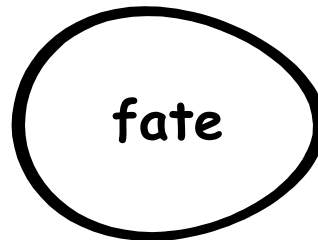
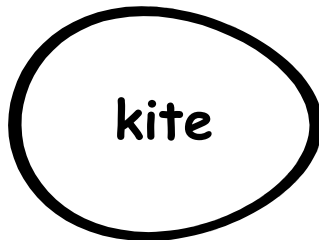

Center Activities for *My Life as a Chicken*

The following are integrated ideas for art, math, literature and social studies.



Language Arts Activity – Rhyming Words

1. Cut out the eggs. They have rhyming words from the story.
2. Find 3 rhyming eggs for each nest and glue them into the nest.



Center Activities for *My Life as a Chicken*




Science Activity—Habitats

- As a group or independently, list animals and/or plants that might be found in each of the habitats where Pauline had her adventures.

farm	Habitats	woods	
river			sea

Center Activities for *My Life as a Chicken*



Art Center—Pauline Puppet

- **Materials:**

- template for Pauline (on next page)
- crayons, scissors, and glue
- lunch sack or other small paper bag

- **Procedure:**

1. Color the template for Pauline.
2. Cut out Pauline.
3. Glue the top part of Pauline above the fold of the sack.
4. Glue the bottom part of Pauline slightly under the fold of the sack.
5. Put fingers into the fold and move them to make Pauline “talk.”



Drama Center—Practicing with Exclamations!

- Find all the sentences in the story that end with exclamation marks.
- Use your puppet to practice saying them like Pauline.

Science—Hatching Eggs

- Obtain fertilized eggs and an incubator and hatch the eggs.
- Record how long it takes for the eggs to hatch.
- Record the growth of the chicks.
- Eggs may be ordered from:
 - www.mcmurrayhatchery.com.
- Take a field trip to a local farm.
- Invite a local farmer to bring some chicks and chickens to show the class.

Center Activities for *My Life as a Chicken*


















Center Activities for *My Life as a Chicken*



Math Center—Families of Facts

- Help each chick find its fact family by drawing a line to its mother hen. Each mother hen has 4 chicks that belong in her fact family.



Velma Gratch & the Way Cool Butterfly

by Alan Madison

illustrated by Kevin Hawkes



Synopsis

Velma Gratch is the youngest of three sisters. When she starts first grade, she knows it will be hard to be “remembered,” since her older sisters left such an impression on their teachers. First Velma tries to be memorable in ways that get her sent to the principal’s office. But when the principal points out that her sisters were remembered for good things, and that Velma is doing things that get her sent to see the principal, Velma realizes this isn’t the best strategy. Finally, when her teacher begins a unit studying butterflies in science class, Velma finds her niche. The butterflies grab her attention and won’t let go. When her class goes on a field trip to a Butterfly Conservatory, Velma finds her way into an unforgettable experience. This is a great book for helping children realize that everyone has a gift or place where they shine.



Hooks

- Do you have older brothers or sisters? If you do, what are some of the good and bad things about having an older brother or sister?
- Do you have younger brothers or sisters? If you do, what are some of the good and bad things about having a younger brother or sister?
- Do you ever feel unimportant compared to your siblings?
- What do you know about butterflies?
- Metamorphosis, conservatory, and migration are big words used in this book. Does anyone know what any of these words mean?

metamorphosis -- a profound change in form from one stage to the next in the life history of an organism, as from the caterpillar to the pupa and from the pupa to the adult butterfly.

conservatory -- a greenhouse, usually attached to a dwelling, for growing and displaying plants, a place where things are preserved.

migrate -- to move periodically from one region or climate to another. The birds migrate southward in the winter.

migration -- the process or act of migrating.

Velma Gratch & the Way Cool Butterfly



Meet the Author—Alan Madison

Alan Madison did many other things before publishing his first book. He has produced videos, coached junior high basketball, and become a dad. He is the author of *The Littlest Grape Stomper* and *Pecorino's First Concert*, on top of being a way cool film and television writer. He believes his best writing was done for a fortune cookie. It said, "write a children's book." But he has also written magazine articles (many about food), soap operas, and a movie.

He lives in New York City with his wife, two children, his dog, and his troll. Since New York City is so big, he sometimes gets lost.

Alan Madison loves to receive letters from his readers. You can write to him at:
alan@madisonia.com

or visit his website at:
www.madisonia.com

Meet the Illustrator—Kevin Hawkes



Kevin Hawkes loved to draw and paint even as a child. He has metamorphosed into the illustrator of more than thirty-five celebrated books for young readers, including *Library Lion*, by Michelle Knudsen; *Westlandia*, by Paul Fleischman; *My Little Sister Ate One Hare*, by Bill Grossman; and *The Wicked Big Toddlah*, which Kevin Hawkes wrote as well as illustrated. He lives with his wife and children in southern Maine.

You can learn more about Mr. Hawkes and his books at:
www.kevinhawkes.com.

Connections for *Velma Gratch & the Way Cool Butterfly*



Butterflies

- Collard, Sneed. *Butterfly Count*. Illustrated by Paul Kratter. Holiday House, 2002.
- Coville, Bruce. *The Prince of Butterflies*. Illustrations by John Clapp. Harcourt, 2002.
- Johnston, Tony. *Isabel's House of Butterflies*. Illustrated by Susan Guevara. Sierra Club Books for Children, 2003.
- O'Conner, Jane. *Fancy Nancy: Bonjour, Butterfly*. Illustrated by Robin Preiss Glasser. HarperCollins Children's Books, 2008.
- Yep, Laurence. *Butterfly Boy*. Illustrated by Jeanne M. Lee. Farrar, Straus & Giroux, 1993.

Schools

- Choi, Yangsook. *The Name Jar*. Alfred A. Knopf, 2001.
- Lester, Helen. *Hoo-way for Wodney Wat*. Illustrated by Lynn Munsinger. Houghton Mifflin, 1999.
- McDonald, Megan. *Insects are My Life*. Illustrated by Paul Brett Johnson. Orchard Books, 1995.
- Polacco, Patricia. *Mr. Lincoln's Way*. Philomel, 2001.

Individuality

- Appelt, Kathi. *Incredible Me*. Illustrated by G. Brian Karas. HarperCollins, 2003.
- Auch, Mary Jane. *The Easter Egg Farm*. Holiday House, 1992.
- Howe, James. *I Wish I Were a Butterfly*. Illustrated by Ed Young. Harcourt Brace Jovanovich, 1987.
- Lovell, Patty. *Stand Tall, Molly Lou Melon*. Illustrated by David Catrow. Putnam, 2001.
- O'Conner, Jane. *Fancy Nancy*. Illustrated by Robin Preiss Glasser. HarperCollins, 2006.
- Willems, Mo. *Edwina, the Dinosaur Who Didn't Know She Was Extinct*. Hyperion Books for Children, 2006.



Storytime Theme for *Velma Gratch & the Way Cool Butterfly*



Read Aloud

Edwards, Wallace. *The Extinct Files: My Science Project*. Kids Can Press, 2006.

Gr. K-3rd. For his science project, Wallace documents the behavior of dinosaurs in modern life.

O'Connor, Jane. *Fancy Nancy: Bonjour Butterfly*. Illustrated by Robin Glasser. Harper Collins, 2008. Gr. PreS-3rd. Nancy is furious when she cannot go to her friend Bree's butterfly-themed birthday party.

Plourde, Lynne. *Science Fair Day*. Illustrated by Thor Wickstrom. Dutton Books, 2008. On Science Fair Day, Ima Kindanozee proves that she is the most inquisitive student in Mrs. Shepherd's class.

Sierra, Judy. *The Science Project that Almost Ate the School*. Simon & Schuster, 2006.

Gr. K-3rd. A boy sends away for "Professor Swami's Super Slime" to use as his science fair project and then has to cope with the funny disaster that follows.

Poetry

Sidman, Joyce. *Butterfly Eyes and other Secrets of the Meadow*. Illustrated by Beth Krommes. Houghton Mifflin, 2006. Gr. 1-5. Each poem is a riddle.

Storytime Theme for *Velma Gratch & the Way Cool Butterfly*



Song and Movement

I'm bringin' home a baby caterpillar.
I'm so happy I could shout and holler.
Oh, I'm bringin' home a baby caterpillar.
Uh Oh! It turned into a tiny baby cocoon.

I'm bringin' home a tiny baby cocoon.
I'm so happy I could just swoon.
Oh, I'm bringin' home a tiny baby cocoon.
Uh Oh! It turned into a baby butterfly!


I'm bringin' home a baby butterfly.
Won't I be the apple of mommy's eye.
Oh, I'm bringin' home a baby butterfly.
Uh Oh! It flew away!

Art Activity

Make a butterfly book. Take 2 or 3 sheets of white paper and fold in half width wise to make a book with 8 to 12 pages. Staple the folded edge. Have pictures of different types of butterflies found on the internet or from magazines for the children to cut out and glue in their book. Have the children identify the butterflies using insect guides from the library and write the butterflies' names under the pictures. Title the book "My Butterfly Book."



Center Activities for *Velma Gratch & the Way Cool Butterfly*



Integrated ideas for art, math, science, literature and social studies.

Math Activity—Butterfly Graph

- Using pictures of different kinds of butterflies make a class graph of “Which is your favorite butterfly?”

Map Skills—Monarch Migration

- Use a world map to trace the migration of the Monarch butterflies.

Science Center—Life Cycle of the Butterfly

- **Materials needed for each child:**

1 paper plate

ruler or straight edge

crayons or markers


scissors

glue

*small white bean (for egg)

*3-inch piece of pipe cleaner (for caterpillar)

*small dried chili pepper (for chrysalis). Carefully wash hands with soap and water after handling chilies to avoid burning.



- **Procedure:**

1. Use ruler to draw lines dividing paper plate into fourths.

2. Cut out life cycle labels.

3. Glue labels onto plate in proper sequence.

4. Illustrate the different stages of the life cycle ...

*or glue the items onto the plate for the different stages of the cycle.

5. Draw a butterfly in the last section of the plate.

egg

caterpillar

chrysalis


butterfly

Center Activities for *Velma Gratch & the Way Cool Butterfly*




Art Center—Symmetrical Wings

1. Fold your paper in half lengthwise so the fold goes down the center of the butterfly's body.
2. Decorate the wings on one side of your paper.
3. Trade papers with a partner.
4. Open up the paper and carefully study the design on the wings.
5. Decorate the blank wings to match the ones decorated by your partner.
6. Trade back your papers.



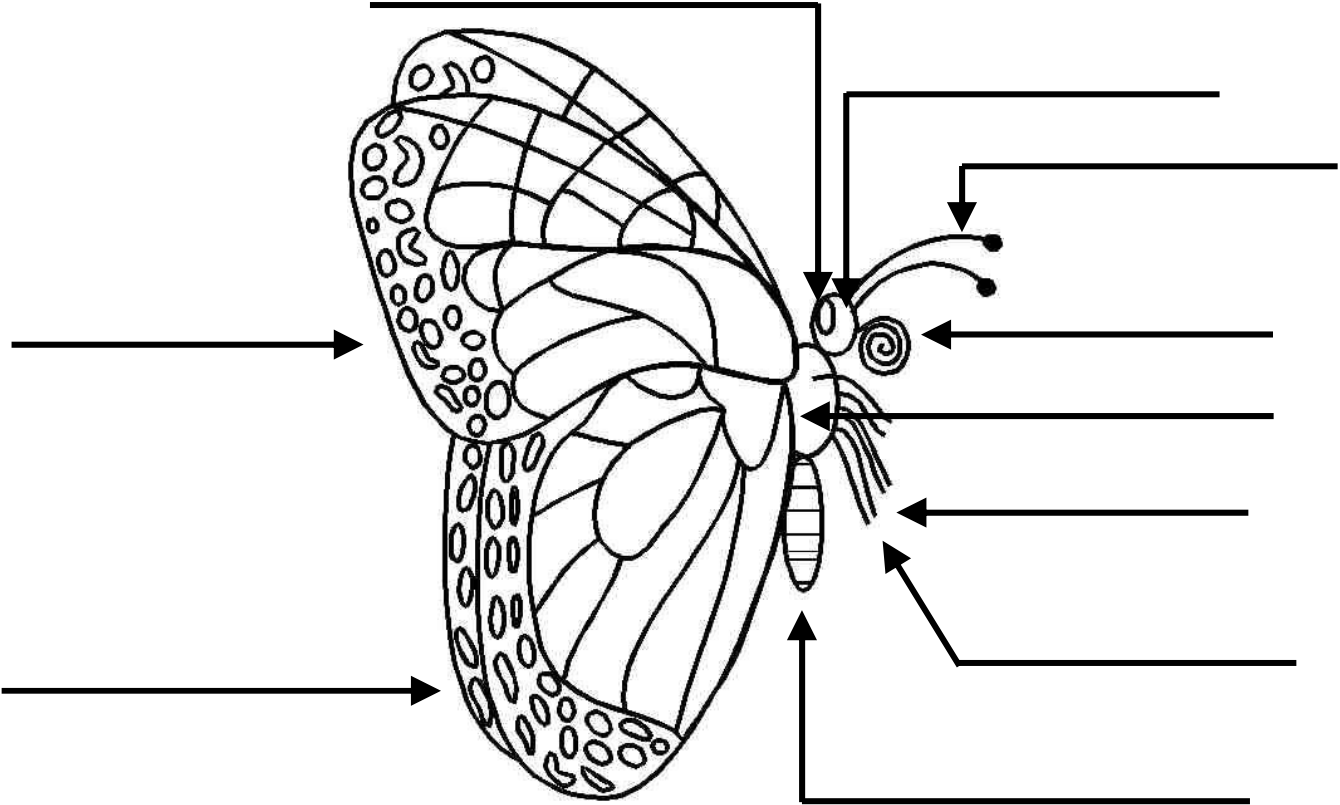
Center Activities for *Velma Gratch & the Way Cool Butterfly*



Science Center—Butterfly Body Parts


- Cut out the labels for butterfly body parts and glue them in the proper places.

head	thorax	abdomen	antenna	fore wing
leg	proboscis	hind wing	compound eye	



- Check this website for more butterfly information:
www.enchantedlearning.com.

Center Activities for *Velma Gratch & the Way Cool Butterfly*




Word Activity—Syllables

- Cut out these words from the story and put them in the right boxes according to the number of syllables in the word.

2	3	4	5

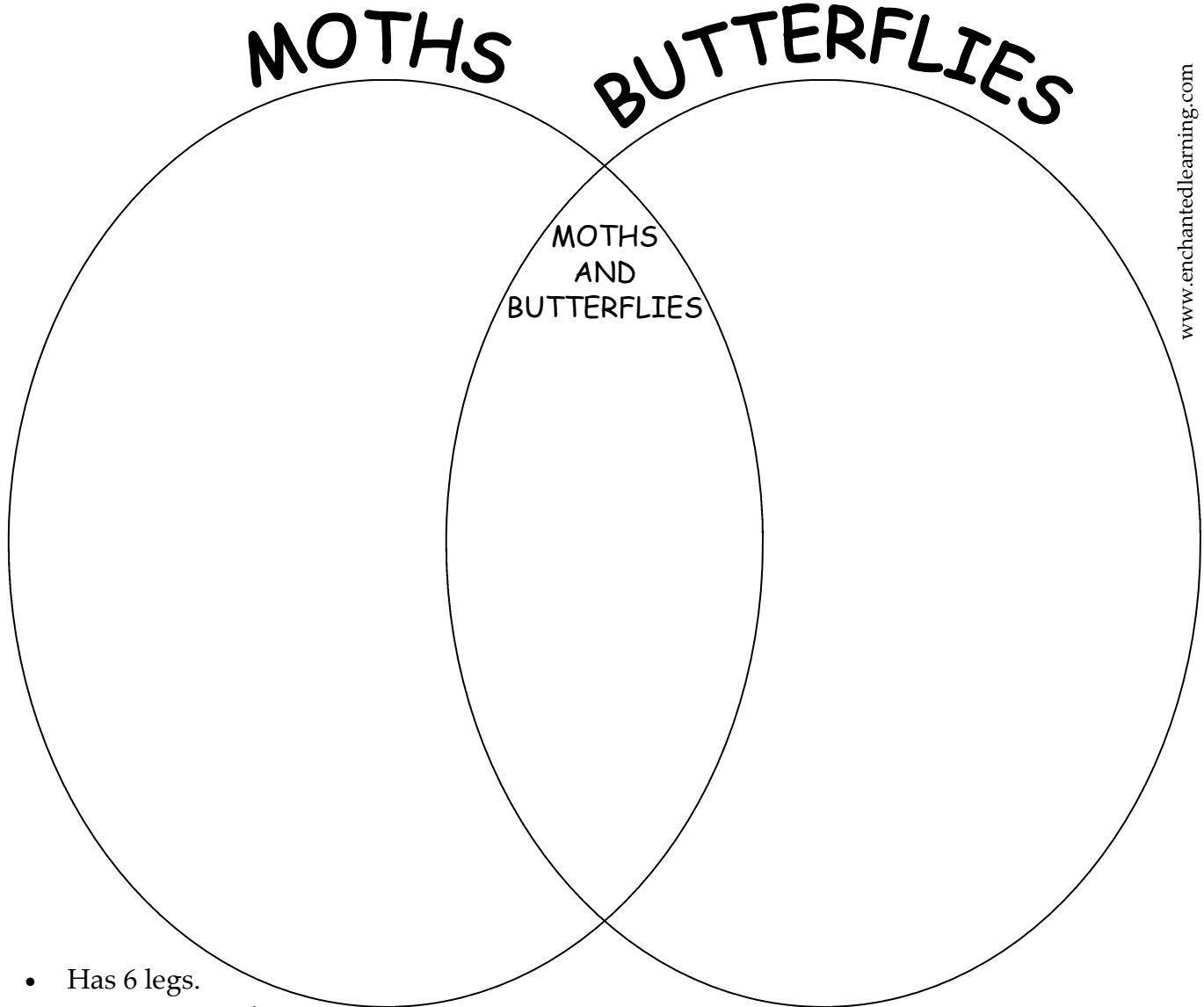
Monarch	absolutely	chrysalis
butterfly	middle	subject
conservatory	antenna	metamorphosis
migration	commotion	lesson
aquarium	caterpillar	positively
museum	science	study

Center Activities for *Velma Gratch & the Way Cool Butterfly*



Science Activity – Venn Diagram for Moths and Butterflies

- As a group or independently fill in the Venn Diagram comparing moths and butterflies.



www.enchantedlearning.com

- Has 6 legs.
- Has compound eyes.
- Has a 3-part body.
- Has 2 pairs of wings.
- Hatches from an egg.
- Has 2 antennae.
- Most active at night.
- Most active during the day.
- Wide, furry body.
- Thin, hairless body.
- Makes a cocoon.
- Makes a chrysalis.
- Has a proboscis.
- Is an insect.
- Antennae are thick and feathery.
- Antennae have a knob at the end.
- Wings upright when at rest.
- Wings horizontal when at rest.
- Wings are usually colorful.
- Goes through a complete metamorphosis.