

CYRM Resource Guide
Primary Nominees
(Grades K-3)
2010-2011

A Visitor for Bear

by Bonnie Becker

illustrated by Kady MacDonald

Candlewick Press, 2008

Pete & Pickles

by Berkeley Breathed

Philomel, 2008

Duck

by Randy Cecil

Candlewick Press, 2008

***Martina the Beautiful Cockroach:
A Cuban Folktale***

by Carmen Deedy

illustrated by Michael Austin

Peachtree Publications, 2008

Thelonius Monster's Sky-High Fly Pie

by Judy Sierra

illustrated by Edward Koren

Knopf, 2006



California Young Reader Medal
Primary Ballot
2010-2011

_____ *A Visitor for Bear*

_____ *Pete & Pickles*

_____ *Duck*

_____ *Martina the Beautiful*
_____ *Cockroach: A Cuban Folktale*

_____ *Thelonus Monster's*
_____ *Sky-High Fly Pie*

California Young Reader Medal
Primary Ballot
2010-2011

_____ *A Visitor for Bear*

_____ *Pete & Pickles*

_____ *Duck*

_____ *Martina the Beautiful*
_____ *Cockroach: A Cuban Folktale*

_____ *Thelonus Monster's*
_____ *Sky-High Fly Pie*



California Young Reader Medal
Primary Ballot
2010-2011

_____ *A Visitor for Bear*

_____ *Pete & Pickles*

_____ *Duck*

_____ *Martina the Beautiful*
_____ *Cockroach: A Cuban Folktale*

_____ *Thelonus Monster's*
_____ *Sky-High Fly Pie*

California Young Reader Medal
Primary Ballot
2010-2011


_____ *A Visitor for Bear*

_____ *Pete & Pickles*


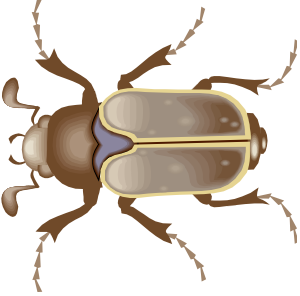



_____ *Duck*

_____ *Martina the Beautiful*
_____ *Cockroach: A Cuban Folktale*


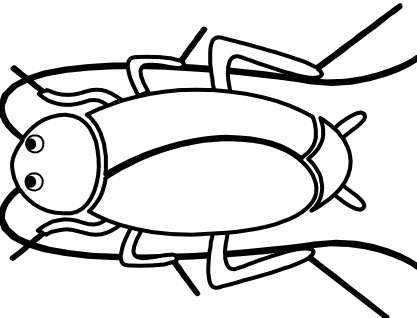



_____ *Thelonus Monster's*
_____ *Sky-High Fly Pie*



Primary Bookmarks

<p><i>Thelonius Monster's Sky-High Fly Pie</i> by Judy Sierra</p>	
<p><i>Martina the Beautiful Cockroach: A Cuban Folktale</i> by Carmen Deedy</p>	
<p><i>Duck</i> by Randy Cecil</p>	
<p><i>Pete & Pickles</i> by Berkeley Breathed</p>	
<p><i>A Visitor for Bear</i> by Bonnie Becker</p>	

Color your own Primary Bookmarks

<p><i>Thelonius Monster's Sky-High Fly Pie</i> by Judy Sierra</p>	
<p><i>Martina the Beautiful Cockroach: A Cuban Folktale</i> by Carmen Deedy</p>	
<p><i>Duck</i> by Randy Cecil</p>	
<p><i>Pete & Pickles</i> by Berkeley Breathed</p>	
<p><i>A Visitor for Bear</i> by Bonnie Becker</p>	


Library Storytime Series

Themes for Primary Titles

You will find great suggestions under “Storytime Theme” for each of the nominated primary category books—books to read aloud, books to share, and a craft or activity. The wonderful thing about the multifaceted CYRM books is that you can use the same book to explore many themes. The “Connections” section for each nominated book has additional themes and related books.

A key goal of the library storytime series is to develop a core audience of children eager to vote for their favorite books. To encourage children to come to all programs, you can make your storytime into a mini “club.” You might want to make buttons for children to color and wear to each storytime. Other ideas include having children draw pictures of their favorite books displayed, or staging a “Jeopardy” style quiz show using the nominated books for your questions.

Storytime themes are sure to be a hit with children visiting your library!



A Visitor for Bear

by Bonny Becker

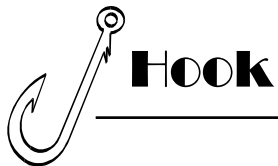
illustrated by

Kady MacDonald Denton



Synopsis

Bear is quite sure he doesn't like visitors. He even has a sign. So when a mouse taps on his door one day, Bear tells him to leave. But when Bear goes to the cupboard to get a bowl—there is the mouse! Small and gray and bright-eyed. In this slapstick comedy of manners, all Bear wants is to eat breakfast in peace, but the mouse—who keeps popping up in the most unexpected places—just won't let him be!



Many books have some sort of conflict on some level. The conflict may be between a bully and victim, a parent and child, a dog and a cat, or in this instance between Bear and the mouse. Try to understand how Bear feels wanting a quiet breakfast—and then mouse trying to find a friend. See how they work it out and come to a satisfying conclusion.



Meet the Author–Bonny Becker

Bonny Becker has a degree in Psychology and a degree in English/Creative Writing. She has worked at picking fruit, making ski goggles, and was a waitress, store clerk, substitute teacher, hotel maid, typist, photographer, journalist, editor and corporate communications manager. She is married and has two children. She is also the author of *The Magical Mrs. Plum*, and *A Birthday for Bear*.

You can learn more about Bonny at:
www.bonnybecker.com

Meet the Illustrator– Kady MacDonald Denton



Kady is an author and illustrator of books for children. She lives with her husband in Peterborough, Ontario. Their children are grown but often visit to say hello. Kady works at the top of a tall yellow brick house, in an attic studio that has lots of room and a skylight. Her books have won awards, are translated into many languages, and are read by children around the world. Some of her books are *A Birthday for Bear*, *You're Mean*, *Lily Jean*, *A Sea-Wishing Day*, and *Snow*.

You can find more at: www.kadymacdonalddenton.ca





Friendship – Fiction

Bottner, Barbara and Gerald Kruglik. *Wallace's Lists*. Illustrated by Olof Landstrom. Katherine Tegen Books, 2004.

Carle, Eric. *Do You Want To Be My Friend?* Crowell, 1971.

Koide, Tan. *May We Sleep Here Tonight?* Illustrated by Yasuko Koide. Margaret K. McElderry; Revised edition, 2000.

McPhail, David. *Budgie & Boo*. Abrams Books for Young Readers, 2009.

Willems, Mo. *Are You Ready to Play Outside?* Hyperion Books for Children, 2008.

Bears – Fiction

McPhail, David. *Lost!* Little, Brown, 1990.

Murray, Marjorie Dennis. *Don't Wake Up the Bear*. Illustrated by Patricia Wittmann. Marshall Cavendish Children's Books, 2006.

Wilson, Karma. *Bear Wants More*. Illustrations by Jane Chapman. Margaret K. McElderry Books, 2003.


Mice – Fiction

Novak, Matt. *Mouse TV*. Orchard Books, 1994.

Ryan, Pam Muñoz. *Mice and Beans*. Illustrated by Joe Cepeda. Scholastic Press, 2001.

Waber, Bernard. *Do You See a Mouse?* Houghton Mifflin, 1995.

Storytime Theme for *A Visitor for Bear*



Read Aloud

Brett, Jan. *The Three Snow Bears*. G.P. Putnam's Sons, 2007. Gr. K-2. This retelling of Goldilocks is set in an Inuit village and features a family of polar bears.

Hayes, Karel. *The Winter Visitors*. DownEast Books, 2007. Gr. K-8. This story reveals what happens at a vacation cottage once the summer visitors have left. Told in a few words, the reader will enjoy the activities of the family of bears that takes up residence in the cottage.


Kimmel, Eric. *Cactus Soup*. Illustrated by Phil Huling. M. Cavendish, 2004. Gr.K-3. The text has some Spanish words. During the Mexican Revolution, a troop of hungry soldiers comes to a town where all the food has been hidden. The soldiers charm the villagers into helping make a soup from water and a cactus thorn.

Ryan, Pam Munoz. *Mice and Beans*. Illustrated by Joe Cepeda. Scholastic Press, 2001. Gr. K-3. In this rhythmic cumulative tale, Rosa Maria spends the week getting ready for her granddaughter's birthday party and trying to avoid attracting mice, unaware that the mice in her walls are preparing for a party of their own.

Salley, Coleen. *Epossumondas Saves the Day*. Illustrated by Janet Stevens. Harcourt, 2006. Gr. K-3. In this story, each of Epossumondas' birthday guests disappear until it is finally up to him to rescue them all and bring home the "sody" for his birthday biscuits.

Spirin, Gennady. *Goldilocks and the Three Bears*. Marshall Cavendish Corp., 2009. Gr. K-2. This simple retelling of the popular folktale is illustrated with lush Renaissance costumes. The bears regard their visitor with curiosity, waving a friendly farewell as Goldilocks runs away down the path.

Storytime Theme for *A Visitor for Bear*



Song and Movement

Friends

(Name), put the kettle on.

(Name), put the kettle on.

(Name), put the kettle on.

We'll all have tea.

(Name), will you have some cheese?

(Name), will you have some cheese?

(Name), will you have some cheese?

We'll eat some now.

(Name), here's a funny joke.

(Name), here's a funny joke.

(Name), here's a funny joke.


We'll laugh and laugh and laugh.

Art Activity

Bear changed his mind about "No Visitors Allowed." Using whatever medium you would like, such as crayons, paint, magic markers, etc., have the children create a new sign for Bear to put on his door. These can be displayed in the room.




Center Activities for *A Visitor for Bear*



The following are integrated ideas for art, math, literature and social studies.

Art Activity—Stick Puppets

- Color and cut out the pictures of Bear and Mouse. Attach them to craft sticks.



Center Activities for *A Visitor for Bear*

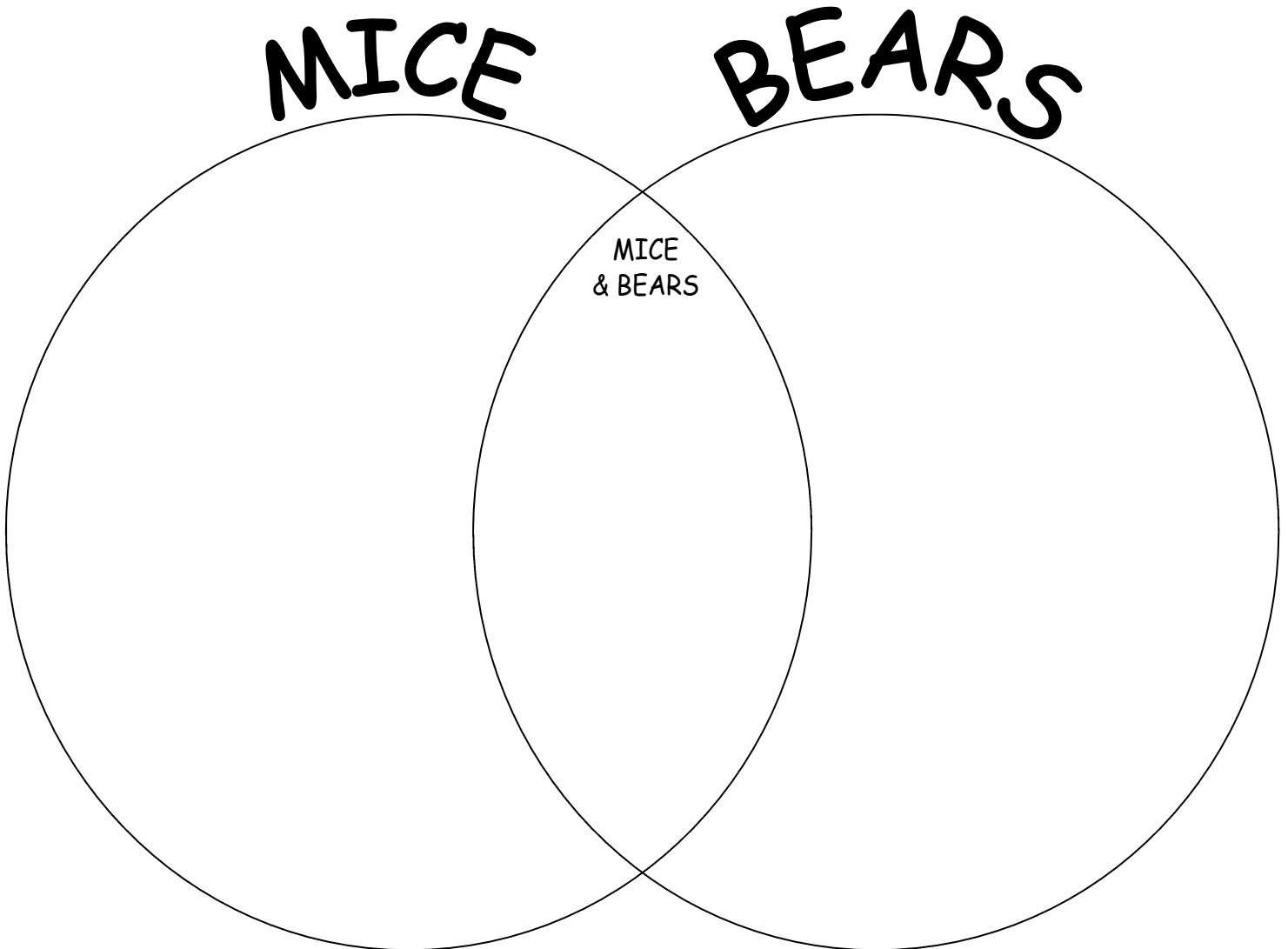


Writing Activity – Dialogue

- Make a list of the negative things Bear said to Mouse.
- Make a list of the polite things Mouse said in response.
- Use your puppets to act out the conversations between Bear and Mouse. Use a mean voice for Bear and a polite voice for Mouse.


Science Activity – Venn Diagram

- As a group or independently, fill in the Venn Diagram comparing mice and bears.



- Check out www.facts-about.org.uk for facts about bears.
- Check out www.dltk-kids.com for more facts and activities about bears.

Center Activities for *A Visitor for Bear*



Writing Activity—Sequencing

- The relationship between Bear and Mouse changes during the story. Describe this with pictures and/or words in the sequence boxes.

Beginning

Middle

Ending

--	--	--

Writing Activity—Adjectives

- Find the adjectives in this story. Make a list.
- Choose your three favorite adjectives from the list and use them in sentences.

Social Studies Activity— Research about Tea

- Find out about the use of tea in different countries.
- What customs are practiced with tea in these countries?
- Find the countries on the world map.
- Plan a “tea party” based on your research.
- Sample some teas from different countries.

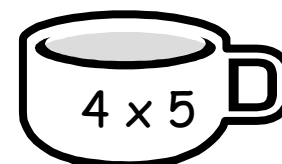
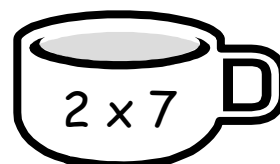
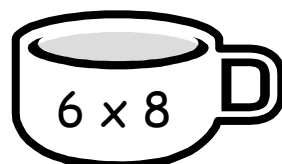
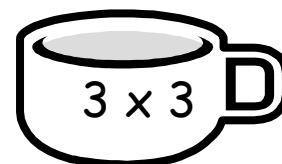
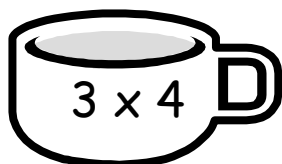
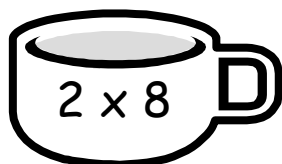
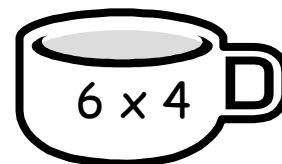
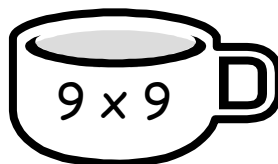

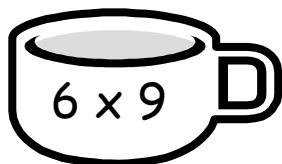


Center Activities for *A Visitor for Bear*



Math Activity—Addition and Subtraction

- Match the teacups to the saucers with the corresponding answers by coloring each teacup the same color as the matching saucer.



Center Activities for *A Visitor for Bear*



Word Activity—Syllables

- Cut out these words from the story and put them in the right boxes according to the number of syllables in the word.

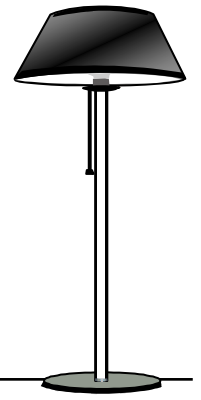
2	3	4	5

begone	impossible	politely
terribly	agreed	breakfast
intolerable	visitor	insufferable
teakettle	disbelief	allowed
farewell	unbelievable	positively



Pete & Pickles

by Berkeley Breathed



Synopsis

Pete was a perfectly predictable, practical and uncomplicated pig. And he would have remained so if not for one stormy night when he discovered—as so many of you have—a shivering elephant hiding beneath his bedroom lamp shade. Thus a new world opens for Pete in ways both sublimely silly and annoyingly imperfect; one that leads the once solo pig to a surprising moment of decision.

Berkeley Breathed weaves a fanciful world of humor and emotion familiar to anyone young or old who has faced the challenge of a big change. As with all tales of great friendship, it is, in the end, a love story.

Hooks

- What do you like to do before going to sleep at night?
- Do you have a toy or stuffed animal you like to sleep with?
- Have you ever dreamed of going on a great adventure? Who was with you? Did you take one of your best friends? Pete travels in his dreams and meets an escaped elephant named Pickles. They share wonderful adventures together, and form a lasting friendship.

**Meet the Author
and Illustrator -
Berkeley Breathed**



Berkeley Breathed is an author/illustrator, novelist, director, and screen writer, best known for a 1980's cartoon-comic strip which dealt with socio-political issues through the eyes of highly exaggerated characters (e.g. Bill the Cat and Opus) called *Bloom County*. Berkeley, his wife and two children live in Southern California:

You can learn more about Berkeley at:

www.berkeleybreathed.com





Friendship—Fiction

Cutbill, Andy. *The Cow That Laid an Egg*. Illustrated by Russell Ayto. HarperCollins, 2008, 2006.

Roddie, Shen. *Too Close Friends*. Pictures by Sally Anne Lambert. Dial Books for Young Readers, 1998.

Scieszka, Jon. *Cowboy & Octopus*. Illustrated by Lane Smith. Viking, 2007.

Wheeler, Lisa. *The New Pig in Town*. Pictures by Frank Ansley. Atheneum Books, 2003.

Williems, Mo. *Are You Ready to Play Outside?* Hyperion Books, 2008.

Pigs—Fiction

DiCamillo, Kate. *Mercy Watson Thinks Like a Pig*. Illustrated by Chris Van Dusen. Candlewick Press, 2008.

Kasza, Keiko. *My Lucky Day*. G.P. Putnam's Sons, 2003.

Van Leeuwen, Jean. *Amanda Pig and Her Big Brother Oliver*. Pictures by Ann Schweninger. Puffin Books, 1994.

Winthrop, Elizabeth. *Dumpy La Rue*. Illustrated by Betsy Lewin. Henry Holt, 2001.

Elephants—Fiction

Day, Alexandra. *Frank and Ernest*. Scholastic Inc., 1988.


Kasza, Keiko. *The Mightiest*. G.P. Putnam's, 2001.

Polacco, Patricia. *Emma Kate*. Philomel Books, 2005.

Sadler, Marilyn. *Alistair's Elephant*. Illustrated by Roger Bollen. Prentice-Hall, 1983.

Willems, Mo. *I Love My New Toy!* Hyperion Books for Children, 2008.

Storytime Theme for *Pete and Pickles*



Read Aloud

Breathed, Berkeley. *Goodnight, Opus*. Little, Brown Books for Young Readers, 1996. Gr.1 – up. When his grandmother reads his favorite book for the 210th time, Opus the Penguin departs from the text and gets carried away on a fantastical nighttime journey.

Gorbachev, Valeri. *That's What Friends Are For*. Philomel, 2005. When Goat finds his friend Pig crying, he imagines all the terrible things that might have happened to cause his distress.

Henkes, Kevin. *Chester's Way*. Greenwillow Books, 1997. Gr. K-3. When eccentric Lily moves into the neighborhood, best friends Chester and Wilson's routine is disrupted. But as Lily proves she's a friend, the two become a threesome.


Pinkney, Jerry. *The Lion and the Mouse*. Little, Brown and Co Books, 2009. Gr K-2. In this wordless retelling of an Aesop fable set in the African Serengeti, an adventurous mouse proves that even small creatures are capable of great deeds when she rescues the King of the Jungle.

Poetry

Carle, Eric. *Eric Carle's Animals Animals*. Compiled by Laura Whipple. Scholastic, 1989. This book of collected poetry includes a wide-ranging array of animals, beautifully illustrated by Eric Carle.

Prelutsky, Jack. *The Random House Book of Poetry for Children*. Illustrated by Arnold Lobel. Random House, 1983. This is a generous and delightful collection of upbeat poems about a wide variety of subjects.

Storytime Theme for *Pete and Pickles*



Song and Movement

Friend of Mine (Sung to the tune of Mary Had a Little Lamb)

Will you be a friend of mine, a friend of mine, a friend of mine?
Will you be a friend of mine
And (insert an action) around with me?
(Name) is a friend of mine, friend of mine, friend of mine,
(Name) is a friend of mine, who (insert an action) around with me.


www.canteach.ca/elementary/songspoems2.html

Art Activity—Friends Holding Hands

Have the children use non-toxic paints of different colors to paint their hands. Then have one child place their left hand on a piece of paper and another child places their right hand on the same paper. Label with the children's names. Then display the joined hands in an arc of a rainbow. Label it "A Rainbow of Friends Holding Hands."




Center Activities for *Pete & Pickles*




The following are integrated ideas for art, math, literature and social studies.

Art Activity—Murals

- A drawing or painting on a wall is called a mural. Draw murals on Pete’s house to decorate it.



Center Activities for *Pete & Pickles*



Social Studies Activities—Map Skills

- Find the places Pete and Pickles “visited” on a world map. Choose one of the countries to study. Write a report.
- As a group or independently think of a week’s worth of other places and adventures (like the gondola ride in Venice) for Pete and Pickles.

Day	Place	Activity	What to Wear
Sunday	_____	_____	_____
Monday	_____	_____	_____
Tuesday	_____	_____	_____
Wednesday	_____	_____	_____
Thursday	_____	_____	_____
Friday	_____	_____	_____
Saturday	_____	_____	_____

Find the places on a world map.


Writing Activity—Personal Experiences

- Write about a nightmare or bad dream you have had.

Literature Activity—Compare and Contrast

- *Pete & Pickles* and *A Visitor for Bear* are stories about friendship. How are they alike and how do they differ?

Center Activities for *Pete & Pickles*



Science Activities – Dandelion Research

- Take a dandelion flower apart and look carefully at the parts with a magnifying glass or under a microscope. Find out how the nectar is used by insects.
- Take the ‘puffball’ of a dandelion apart and look carefully at the seeds. Find out how they are distributed to grow more plants.
- Find out how dandelions can be used for food, for drink and for medicine. As a group or independently fill in information on the chart.

Uses for Dandelions

food	drink	medicine


Language Activity – Discussion

- Why did Pete get angry when Pickles got into Paprika’s things?

Movement Activity – Tai Chi

- Learn about Tai Chi.
- Practice some of the movements.

Center Activities for *Pete & Pickles*



Science Activity – Plant Parts

- Cut out the words below and use them to label the parts of the dandelion.



root	stem	leaf	bud	blossom	seeds
------	------	------	-----	---------	-------

- Identify these characteristics of the dandelion plant parts.

Hollow _____

Contains many florets _____


Secretes a milky fluid _____

Closes up without sun _____

Floats on the wind _____







Looks like jagged teeth _____

Center Activities for *Pete & Pickles*



Math Activity—Mathematical Dandelions

- Draw stems from each dandelion to the hat with the correct answer.



Duck

by Randy Cecil



Synopsis

Duck is a carousel animal who longs to fly. She spends her days watching real flying ducks and her nights dreaming of soaring among them. Flying is all she can think about ... until one day a little lost duckling waddles into her life.

Soon Duck and Duckling are inseparable. But when Duckling's yellow fuzz is replaced by long white feathers, Duck is determined to do whatever she can to help him fly—even if it means being left behind. A story of love bigger than the skies.



Hooks

- Have you ever watched a sports game or the Olympics and wished you could be one of the participants? Duck watches the birds flying and wishes she too, could fly and look down on the area away from her carousel. What do you wish you could do?
- Duck knows that Duckling is growing up and needs to travel south with all the other birds, but she also knows that she will miss him too. When he leaves she doubts she will see him again, but knows she did the right thing. Can you think about a time when you had to do something that was hard to do but you knew it was the right thing to do?

**Meet the Author
and Illustrator -
Randy Cecil**



Randy Cecil has illustrated many books for children, including *Looking For a Moose* by Phyllis Root, and *Here's To You!* by David Martin, and *My Father the Dog* by Elizabeth Bluemle. He is also the author/illustrator of *Gator*, about Duck's friend and fellow carousel animal.

Randy Cecil lives in Houston, Texas.





Merry-Go-Rounds—Fiction

Cecil, Randy. *Gator*. Candlewick Press, 2007.

Kleven, Elisa. *A Carousel Tale*. Tricycle Press, 2009.

Rosenberg, Liz. *The Carousel*. Illustrated by Jim LaMarche. Philomel Books, 1995.

Ducks—Fiction

Chen, Zhiyuan. *Guji Guji*. Kane/Miller Book Publishers, 2004.

Cronin, Doreen. *Duck for President*. Illustrated by Betsy Lewin. Simon & Schuster Books for Young Readers, 2004.

Emmett, Jonathan. *Ruby in Her Own Time*. Scholastic, 2004.

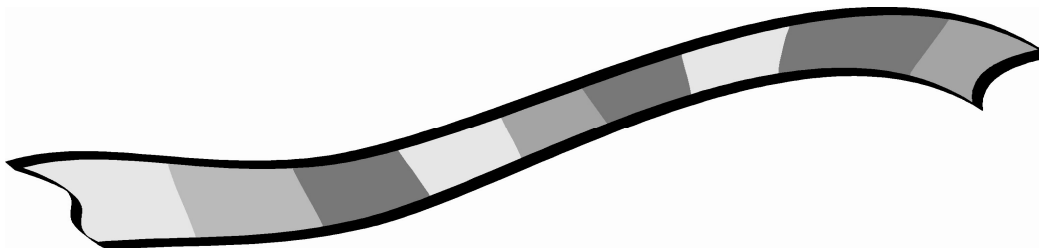
Shannon, David. *Duck On a Bike*. Blue Sky Press, 2002.

Flight—Fiction


Dorros, Arthur. *Abuela*. Illustrated by Elisa Kleven. Dutton Children's Books, 1991.

Johnson, Paul Brett. *The Cow Who Wouldn't Come Down*. Orchard Books, 1993.

Ringgold, Faith. *Tar Beach*. Crown Publishers, 1991.



Storytime Theme for *Duck*



Read Aloud

Carle, Eric. *10 Little Rubber Ducks*. Harper Collins, 2005. Gr. K-3. When a storm strikes a cargo ship, ten rubber ducks are tossed overboard and swept off in ten different directions. Based on a factual incident. The story is also published in Spanish.

Cecil, Randy. *Gator*. Candlewick Press, 2007. Gr. PK-3. When the amusement park where he'd been a happy carousel animal closes, Gator decides to explore the outside world but finds it a very lonely place. He does find what he's looking for and becomes a hero along the way.

Kasza, Keiko. *Ready for Anything*. Putnam Juvenile, 2009. Gr. PK-2. Raccoon is nervous about all the things that could ruin a picnic from bees to dragons, until Duck convinces him that surprises can be fun.


Watts, Barrie. *Duck*. Smart Apple Media, 2002. Gr. K-3. This is one book from the new series from Dorling Kindersley called "See How They Grow." The non-fiction text imparts child-oriented information in a painless fashion.

Poetry

Carle, Eric. *Eric Carle's Animals Animals*. Compiled by Laura Whipple. Scholastic, 1989. A delightful collection of animal poems from ant to yak, with the colorful illustrations of Eric Carle.

Prelutsky, Jack. *The Random House Book of Poetry for Children*. Illustrated by Arnold Lobel. Random House, 1983. A delightful collection of poems on a wide variety of topics.

Storytime Theme for *Duck*



Song and Movement—Six Little Ducks

Six little ducks that I once knew. (*Show 6 fingers*)

Fat ducks, skinny ducks. They were, too. (*Wiggle fingers*)

But the one little duck, (*Hold up one finger*)

With the feathers on his back. (*Wiggle fingers behind back*)

He led the others with a quack, quack, quack. (*6 fingers moving forward with one finger in the front of the other 5*)

Down to the river they would go, (*Hands like flowing water*)

Wibble-wobble, wibble-wobble. (*Palms together, move side to side*)

To and fro.

But the one little duck, (*Hold up one finger*)

With the feathers on his back. (*Wiggle fingers behind back*)

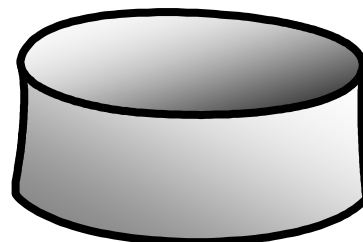

He led the others with a quack, quack, quack! (*Hands moving like a mouth*)

Quack, quack, quack. Quack, quack, quack.

He led the others with a quack, quack, quack. (*6 fingers moving forward with 1 in the front of the other 5*)

Art Activity

Make a large merry-go-round from the covers of two round bandboxes or some other large round box. Use a mailing tube for the center pole. Have the children draw, paint, or color an animal for the carousel. Use tag board or glue pictures onto heavy paper. Then glue the animals on $\frac{1}{2}$ inch wide cardboard strips. Glue the top of the strip to the top round bandbox so that the animal is about halfway down.



Center Activities for *Duck*



Math Center—Flying by Nines

- Get Duckling back to Duck by following only the clouds with the answer of nine.

11 - 2

4 + 5

6 + 5

2 + 7

10 - 1

12 - 3

15 - 6

6 + 3

14 - 5

6 + 4

3 + 4

9 + 5

11 - 5

7 + 2

13 - 7

0 + 0

9 - 0

3 + 6

18 - 9

13 - 4

5 + 4

3 + 7

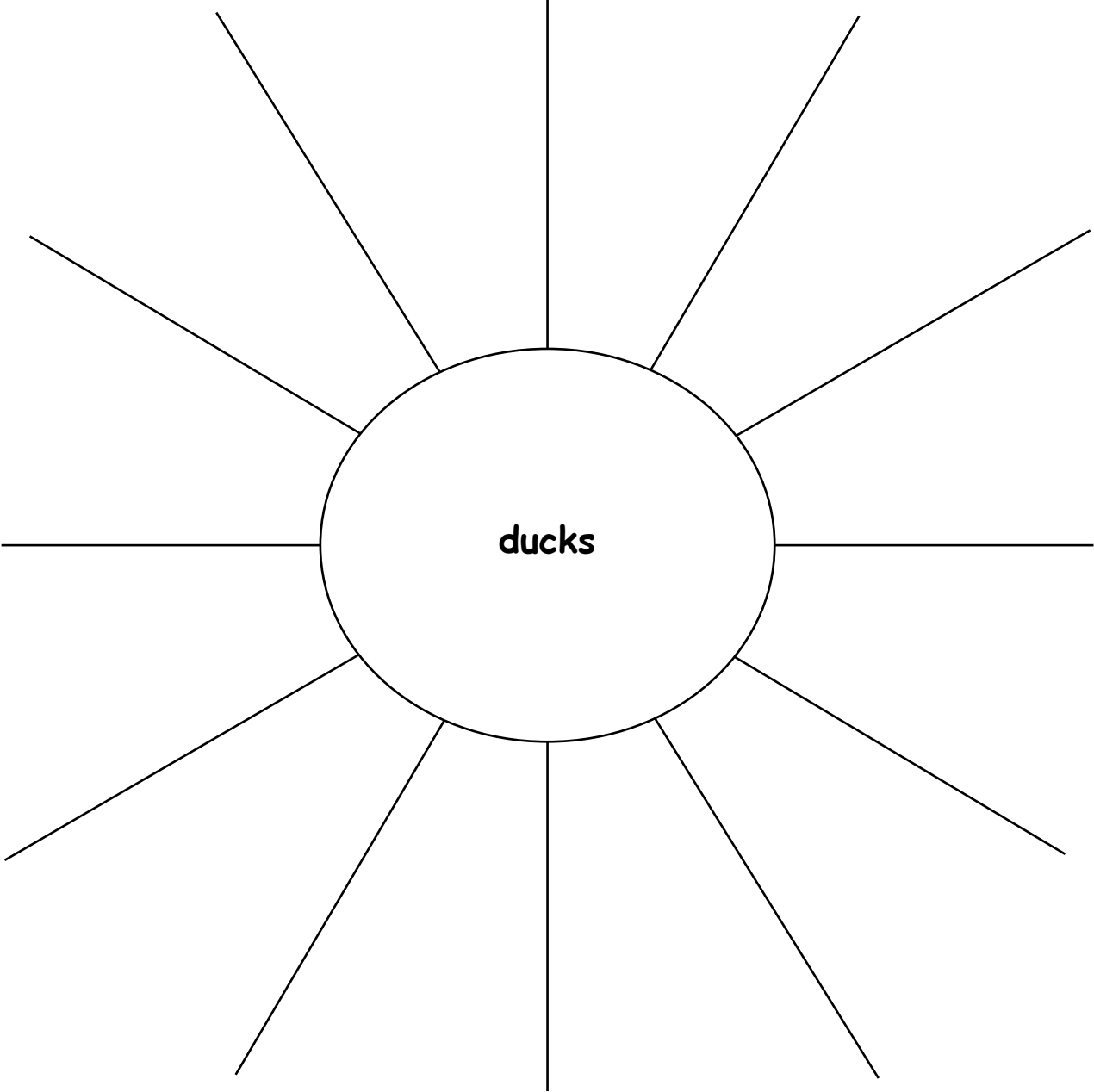
Center Activities for *Duck*



The following are integrated ideas for art, math, literature and social studies.

Science Activity—Duck Facts Web

- As a group or individually, fill the web with facts about ducks.



Center Activities for *Duck*



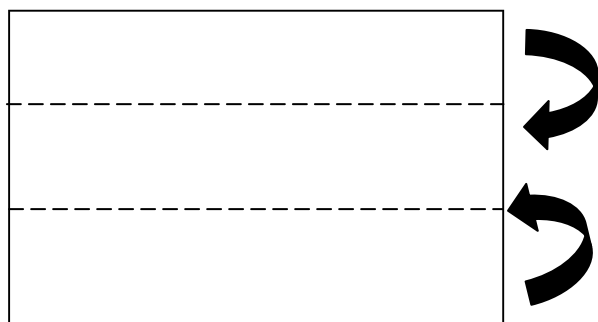
Art Activity—Carousel Animals

- Design an animal for a carousel.

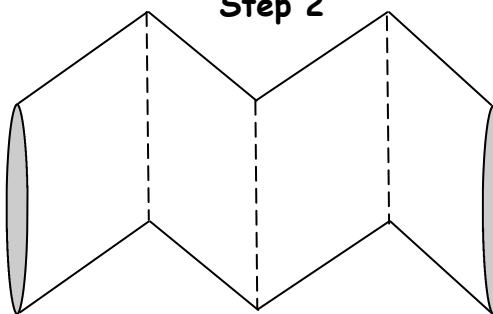
Art Activity—Folded Duck and Duckling Puppets

- Materials:
 - one 9 x 12 sheet of white paper
 - one 9 x 12 sheet of yellow paper
 - markers
- Procedure:
 1. Fold the white paper into thirds lengthwise.
 2. Fold the folded paper again into fourths (accordion fold).
 3. Repeat the procedure with the yellow paper.
 4. Draw eyes on top of each paper.
 5. Color lower half of each paper for the bill.
 6. Put thumb into the bottom opening and fingers into the top opening.
 7. Make your ducks 'talk.'

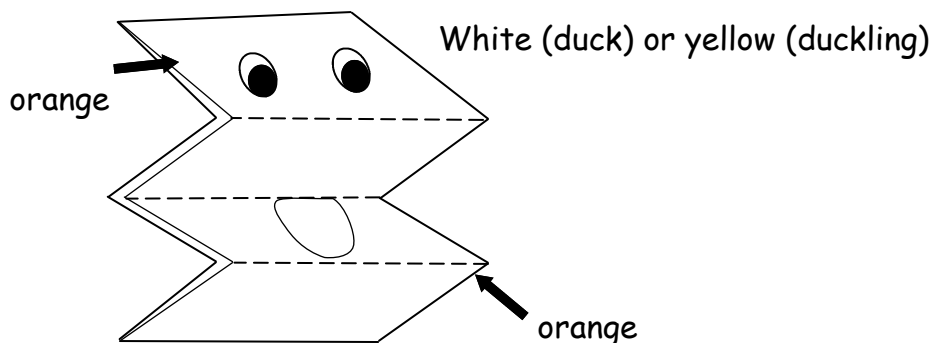
Step 1




Step 2



Step 3



Center Activities for *Duck*



Writing activity—Dialogue for Duck and Duckling


- Write a script for what Duck might have said when she was trying to teach Duckling to fly. Duckling says, “Quack.”
- Use your Duck and Duckling puppets to act out your script.

Language Activity—Doing Things Chart

- As a group or individually, fill in the chart.

Things I Can Do	Things I Would Like to Learn To Do

Center Activities for *Duck*



Physical Education Activity – Movement

- Have students run, jump, hop, skip, and gallop.
- Have students create other ways of moving.

Math Activity – Class Movement Skills Graph

- Make a class graph of the movement skills the students have mastered.

Science Activity – Migration


- Research migration patterns of ducks.
- Research migration patterns of other birds.
- Research migration patterns of animals other than birds.
- Make a list of animals that migrate.

Social Studies Activity – Mapping Skills

- Use a map to follow the migration of one of the animals on the list of Migratory Animals.

Writing Activity – Letter Writing


- Have you ever had a good friend move away? Write them a letter.
- Pretend your best friend was moving away. What would you want to tell them? Write them a letter.



Martina the Beautiful Cockroach: A Cuban Folktale

by Carmen Deedy

illustrated by Michael Austin



Synopsis

Martina the beautiful cockroach doesn't know beans about love and marriage. That's where her Cuban family comes in. While some of the Cucarachas offer her gifts to make her more attractive, only *Abuela*, her grandmother, gives her something useful: *un consejo increíble*, some shocking advice. "You want me to do WHAT?"


At first, Martina is skeptical of her *Abuela's* suggestion, but when suitor after suitor fails The Coffee Test, she wonders if a little green cockroach can ever find true love. Soon, only the gardener Perez, a tiny brown mouse is left. But what will happen when Martina offers him *café cubano*?



Hooks

- Cockroaches have a terrible reputation, but as you read this and see the wonderful illustrations you may have a different feeling toward them. Many cultures have folktales that are a family tradition. Can you tell one that your family often shares?
- Look at the illustrations. What do they tell you about the culture of the town where Martina lives. Do you have any clues that help you?

Martina the Beautiful Cockroach: A Cuban Folktale



Meet the Author—Carmen Agra Deedy

Carmen Agra Deedy has been writing and traveling around the world telling stories for almost twenty years. Her books, including *Agatha's Feather Bed*, *The Library Dragon*, and *The Yellow Star* received numerous awards and honors. Carmen has performed in many prestigious venues, but her favorite audience continues to be children. Born in Havana, Cuba, she drew on her love of Cuban folklore to create *Martina, the Beautiful Cockroach*.

Meet the Illustrator—Michael Austin



Michael Austin has illustrated a number of books, including *13 Monsters Who should Be Avoided*, and *Railroad John and the Red Rock Run*. Artwork from *Late For School*, and *The Horned Toad Prince* was selected for the Annual Exhibition of the Society of Illustrators in 2000 and 2004, respectively. A graduate of the University of Southern Mississippi, Austin lives with his wife in Georgia.

Connections for *Martina the Beautiful Cockroach*



Cuban Tales

Belpre, Pura. *Perez and Martina: A Puerto Rican Folktale*. Illustrated by Carlos Sanchez. Penguin Group USA, 2004.

Gonzalez, Lucia M. and Lulu Delacre. *The Bossy Gallito / El Gallo de Bodas: A Traditional Cuban Folktale*. Scholastic, 1999.

Gonzalez, Lucia M. and Lulu Delacre. *The Storyteller's Candle / La velita de los cuentos*. Children's Book Press; Bilingual edition, 2008.

Montes, Marisa. *Juan Bobo Goes to Work : A Puerto Rican Folk Tale*. Illustrated by Joe Cepeda. HarperCollins, 2000.

Pitre, Felix. *Paco and the Witch : A Puerto Rican Folktale*. Illustrated by Christy Hale. Lodestar, 1995.

Sacre, Antonio and Alfredo Aguirre. *The Barking Mouse*. Albert Whitman & Company, 2003.

Folktale Collections

Bernier-Grand, Carmen T. *Juan Bobo : Four Folktales from Puerto Rico*. Illustrated by Ernesto Ramos Nieves. HarperCollins, 1995.


Campoy, F. Isabel, and Alma Flor Ada. *Tales our Abuelitas Told : A Hispanic Folktale Collection*. Illustrated by Felipe Davalos. Atheneum Books for Young Readers, 2006.

Gonzalez, Lucia M. and Lulu Delacre. *Señor Cat's Romance and Other Favorite Stories of Latin America*. Scholastic, 2001.

Hayes, Joe. *Dance, Nana, Dance = Baila, Nana, Baila : Cuban Folktales in English and Spanish*. Illustrated by Mauricio Trenard Sayago. Cinco Puntos Press, 2008.

Loya, Olga. *Momentos Magicos : Tales from Latin America Told in English and Spanish*. Translated by Carmen Lizardi-Riveria. August House Publishers, 1997.

Storytime Theme for *Martina the Beautiful Cockroach*



Read Aloud

Ada, Alma Flor and Isabel Campoy. *Tales Our Abuelitas Told: A Hispanic Folktale Collection*. Illustrated by Felipe Davalos, Susan Guevara, Leyla Torres, and Vivi Escriva. Atheneum, 2006. Grades 1 - 4. A collection of 12 folktales retold by Ada and Campoy and illustrated by well-known Latino artists.

Cannon, Janelle. *Crickwing*. Harcourt, 2000. Gr.K-3. A lonely cockroach named Crickwing has a creative idea that saves the day for the leaf-cutter ants when their fierce forest enemies attach them.

Deedy, Carmen. *The Library Dragon*. Illustration by Michael P. White. Peachtree Publishers, 1994. Gr. K-2. Miss Lotta Scales, a fire-breathing dragon, is the new librarian at the school. She fiercely guards her new books. But then she realizes the children don't necessarily damage books. So she warms up to the kids and they warm up to her.


Garcia, Cristina. *The Dog Who Loved the Moon*. Illustrated by Sebastia Serra. Atheneum, 2008. Gr. K-3. A warm portrayal of a lively, close-knit Cuban community in a creative story filled with magic and folktale flavor.

McDonald, Megan. *Insects Are My Life*. Illustrated by Paul Brett Johnson. Orchard Books, 1995. Gr. K-3. No one at home or school understands Amanda's devotions to insects until she meets Maggie.

Poetry

Rosen, Michael. *Itsy-bitsy Beasties: Poems from Around the World*. Illustrated by Alan Baker. Carolrhoda Books, Inc., 1992. Gr. K - 3. A collection of poems selected by Rosen about many different kinds of bugs.

Storytime Theme for *Martina the Beautiful Cockroach*



Song and Movement


Every Insect by Dorothy Aldis

Every insect (ant, fly, bee) (*Touch fingers, 1, 2, 3*)
Is divided into three. (*Hold up 3 fingers*)
One head, one chest, one stomach part. (*Touch each part*)
Some have brains. (*Touch head*)
All have a heart. (*Place hand over heart*)
Insects have no bones. (*Flap arms loosely*)
No noses. (*Wiggle nose*)
But with feelers they can smell. (*Pointer fingers by side of head*)
Dinner half a mile away. (*Spread hands*)
Can your nose do half as well? (*Touch own nose*)
Also you'd be in a fix (*Shake finger at a friend*)
With all those legs to manage: (*Shrug shoulders*)
SIX! (*Show 6 with fingers*)


Art Activity

Make a Litter Bug, using an egg carton section and junk. You will need egg carton segments, glue and junk recycling material, twigs and other found objects, like plastic lids, bottle caps, packing material, etc.

Use a single segment of an egg carton for the litter bug's body. Then the children can get creative using discarded objects to make eyes, mouth, legs (all 6 of them), and other body parts. Glue them onto the egg carton segment.



Center Activities for *Martina the Beautiful Cockroach*



The following are integrated ideas for art, math, literature and social studies.

Literature Activities— Folktales

- This is a folktale from Cuba. Find some folktales from other countries.
- Find some folktales from America.

Social Studies Activities— Map Skills

- Locate the countries of origin for the folktales on a world map.
- Locate Cuba on the map.
- Find out about Cuba: size, climate, population, products, language, etc.

Social Studies Activity— Customs

- Find out about engagement customs in other countries.
- Compare these customs with American traditions.

Language Activity— Motives

- Each suitor had a reason for wanting to marry Martina. What were their motives?

Don Gallo _____

Don Cerdo _____

Don Lagarto _____

the mouse _____

Center Activities for *Martina the Beautiful Cockroach*



Language Activity – Spanish

- What do these Spanish words from the story mean in English?

cucaracha _____ increíble _____

señora _____ frijoles _____

tía _____ el perico _____

una _____ peineta _____

mantilla _____ gallo _____

abuela _____ muchacha _____

consejo _____ señor _____

cerdo _____ hola _____

señorita _____ café _____

lagarto _____ cubano _____


adiós _____ mi _____

sì _____ amor _____

Writing Activity – Description

- Write a description of what you think an acceptable suitor would be like.

Center Activities for *Martina the Beautiful Cockroach*



Science—KWL Chart about Cockroaches

(K. *What I Know*; W. *What I Want To Learn*; L. *What I Have Learned*.)

- Before doing research fill out the first two sections of the KWL Chart either as a whole group or have students do it independently.

Cockroaches

What I know about cockroaches:	What I want to know about cockroaches:	What I have learned about cockroaches:

- After research go back to the KWL Chart and add facts learned about cockroaches.
- Check out www.yucky.com for interesting cockroach facts and activities.

Math/Science Activity—Insects Graph


- Make a class graph of favorite insects.

Writing Activity—Report Writing


- Choose an insect to study. Write a report about your insect.

Art Activity—Insect Mural

- Draw a picture of your favorite insect. Cut it out.
- Make a class mural with everyone's insects.



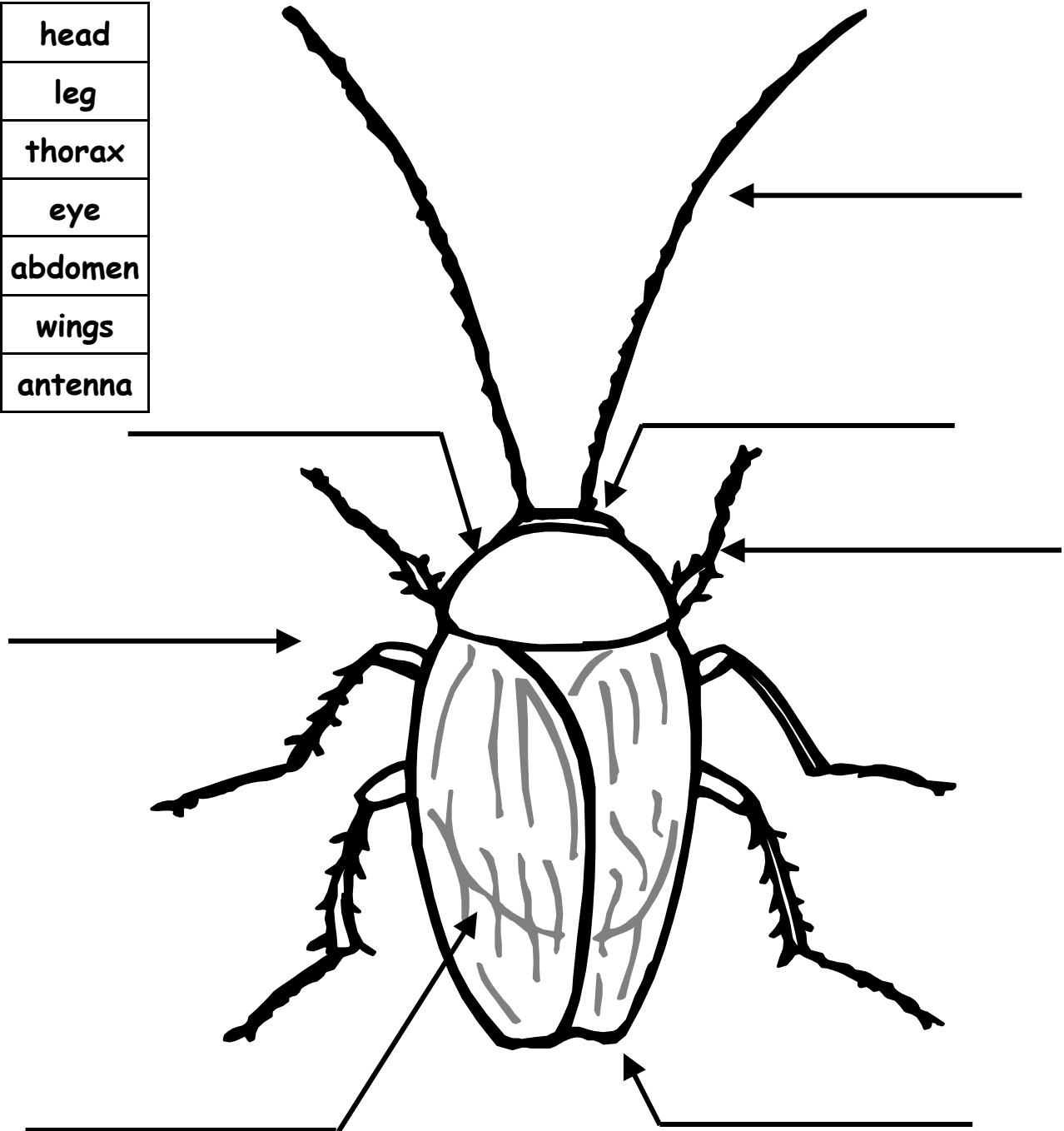
Center Activities for *Martina the Beautiful Cockroach*



Science Activity – Body Parts


- Label the body parts of the cockroach.

head
leg
thorax
eye
abdomen
wings
antenna



- For more information, check out Martina’s website at: www.beautifulmartina.com.

Center Activities for *Martina the Beautiful Cockroach*



Math Activity – Families of Facts

- Match the families of facts by drawing lines from the coffee spills to the right coffee cups.

Left spill: $4 + 1$

Top spill: $7 + 2$

Bottom spill: $5 - 4$

Right spill: $1 + 4$

Bottom spill: $5 - 1$

Bottom spill: $2 + 7$

Bottom spill: $9 - 7$

Bottom spill: $9 - 2$

Left spill: $3 + 4$

Top spill: $6 + 2$

Bottom spill: $8 - 6$

Bottom spill: $4 + 3$

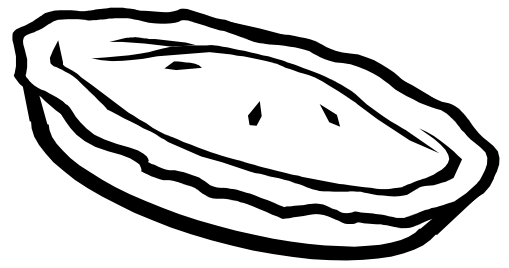
Bottom spill: $7 - 3$

Bottom spill: $7 - 4$

Bottom spill: $8 - 2$

Bottom spill: $2 + 6$

Thelonius Monster's Sky-High Fly Pie: A Revolting Rhyme



by Judy Sierra

illustrated by Edward Koren

Synopsis

“Thelonius Monster once swallowed a fly, and decided that flies would taste grand in a pie. That silly guy!” So he sets out to lure hundreds and thousands of succulent flies, then invites his disgusting-est friends and relations to come to his mansion for a surprise treat. But the flies have a surprise of their own for Thelonius...



Hooks

- Thelonius’s family and friends were looking forward to eating the fly pie. Can you think of something to eat that you didn’t want to try but that when you did – it surprised you?
- If you could have a group of friends over to eat, what kind of a treat would you prepare for them? What would you do if it didn’t turn out quite right, like Thelonius’s pie?



Meet the Author—Judy Sierra

Judy Sierra is remembered for her funny retelling of folktales and is equally adept at creating her own original stories and telling them in rhyme that trips off the tongue and begs to be shared. In 2005, her delightful story in rhyme *Wild About Books* received the second annual E.B. White Read Aloud Award, The Book Sense Book of the Year Honor, The National Parenting Publications Gold Award, The Bank Street College of Education's Irma Simonton Black and James H. Black Honor, and the Mom's Choice Platinum Award, and was named an American Library Association Notable Book, A School Library Journal Best Book, a Publishers Weekly Best Book, and the Book Links Lasting Connections Book. It was also number one on the New York Times Book Review's children's bestseller list. Judy Sierra lives with her husband and Standard Poodle puppy in Eugene, Oregon.

You can visit her on the Web at:
www.judysierra.net

Meet the Illustrator—Edward Koren



Edward Koren has published nearly 1,000 cartoons in the *New Yorker* and has contributed to many other quality magazines, including *Vogue*, *Fortune*, *Vanity Fair*, *Newsweek* and *Time*. He has written and illustrated *Very Hairy Harry*, a children's book, and illustrated four bestselling adult books of humor, *How to Eat Like a Child*, and *Do I Have to Say Hello?*, both by Delia Ephron, *A Dog's Life* by Peter Mayle, and *Pet Peeves* by George Plimpton. When he isn't drawing his hairy, big-nosed people, he might be found putting out fires for the Brookfield, Vermont, Volunteer Fire Department. He lives in Brookfield with his wife, his son, and a not very hairy cat.



Monsters – Fiction

Bee, William. *Beware of the Frog*. Candlewick Press, 2008.

Numeroff, Laura. *Laura Numeroff's 10 Step Guide to Living With Your Monster*.
Illustrated by Nate Evans. Laura Geringer Books, 2002.

Perry, John and Mark Fearing. *The Book that Eats People*. Tricycle Press, 2009.

Rosoff, Meg. *Jumpy Jack and Googily*. Illustrated by Sophie Blackall. Holt, 2008.

Sendak, Maurice. *Where the Wild Things Are*. Harper Collins; 25th Anniversary
edition, 1988.

Willems, Mo. *Your Pal Mo Willems Presents Leonardo the Terrible Monster*.
Hyperion Books, 2005.

Insects – Fiction

Arnold, Tedd. *Shoo, Fly Guy!* Scholastic, 2006.

Palatini, Margie. *The Perfect Pet*. Illustrated by Bruce Whatley. HarperCollins, 2003.

Wilson, Karma. *A Frog in the Bog*. Illustrated by Joan Rankin. Margaret K.
McElderry Books, 2003.


Pies—Fiction

Munson, Derek. *Enemy Pie*. Illustrated by Tara Callahan King. Chronicle Books, 2000.

Priceman, Marjorie. *How to make an apple pie and see the world*. Random House, 1994.

Ruelle, Karen Gray. *Easy as Apple Pie : A Harry and Emily Adventure*. Holiday House,
2002.

Storytime Theme for *Thelonius Monster's Sky-High Pie*



Read Aloud

Lord, John Vernon and Janet Burroway. *The Giant Jam Sandwich*. Sandpiper, 1990. Gr. K-3. With 4 million wasps coming to town, the people of Itching Down devise a way to get rid of them.

Sierra, Judy. *The Secret Science Project that Almost Ate the School*. Simon and Schuster Books, 2007. A boy sends off for "Professor Swami's Super Slime" to use as his science fair project and then has to cope with the funny disaster that follows.

Stevens, Janet and Susan Stevens Crummel. *Cook-a-doodle Doo*. Harcourt Brace, 1999. Gr. K-3. With the questionable help of his friends, Big Brown Rooster manages to bake a strawberry shortcake which would have pleased his great-grandmother, Little Red Hen.


VanLeeuwen, Jean. *Amanda Pig and the Awful Scary Monster*. Phyllis Fogelman Books, 2003. Gr. K-2. Easy Reader. Amanda the Pig sees monsters at night, but her parents and her brother find different ways to convince her that there are no monsters.

Poetry

Katz, Alan. *Oops!* Illustrated by Edward Koren. McElderry Books, 2008. Gr. 3-5. A collection of humorous poems for children. The illustrator also illustrated *Thelonius Monster's Sky-High Pie*.

Sierra, Judy. *There's a Zoo in Room 22*. Harcourt, 1999. Gr. K-3. Each of the twenty-six poems describes the antics and habits of a zany classroom pet whose name begins with a different letter of the alphabet.

Center Activities for *Thelonius Monster's Sky-High Fly Pie*



Integrated ideas for art, math, science, literature and social studies.

Language Arts Activity—Rhyming Words

- As a group or independently make a list of words that rhyme with Sky High Fly Pie.
- Make a list of other pairs of rhyming words in the story.

Science Activity—Research Flies

- Find out about different kinds of flies. Choose a type of fly to study and write a report.

Art Activity—Imagination

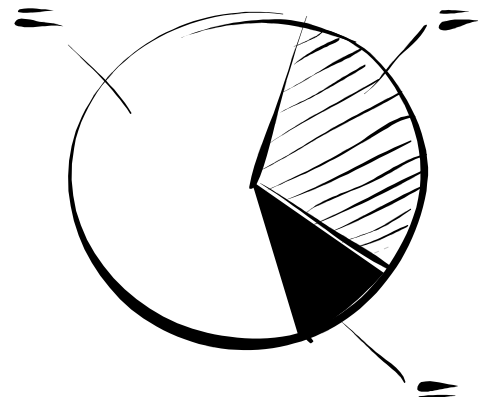
- Design a monster. Give it a name.
- Cut out your monster and put it on a stick to turn it into a puppet.
- Tell what your monster likes to do, to eat, where it lives, what it is like, etc.

Art Activity—Style

- Study the artwork in this story. It has only two colors – black and green.
- Draw a picture using only a black pen or black fine line marker.
- Choose a second color to accent something in your picture.

Math Activity—Graphing

- Make a graph of everyone's favorite pie
- Turn your Pie Graph into a pie graph.



Center Activities for *Thelonius Monster's Sky-High Fly Pie*



Math Activity—Measuring

- Find a recipe for the favorite pie on your graph. Follow the recipe to make some pies.
- Or use this no-bake pie recipe:

Ice Cream and Cookie Pie - from *Vicki Lansky's Kid's Cooking*, Scholastic Inc., 1987.


Here's What You Need

1 ready-made pie crust of graham crackers or chocolate crumbs
1-quart container of vanilla ice cream (or 2 one-pint containers)
4 granola bars or oatmeal cookies or another favorite such as Oreos
plastic bag and twist tie
large mixing bowl
heavy-duty spoon
rolling pin

Here's What You Do (First read steps 1 – 8)

1. Remove container of ice cream from the freezer and let it soften for 15 minutes to a ½ hour.
2. Take cookies and place them in a large, strong plastic bag. Close bag and lay it on a flat surface.
3. Using a rolling pin or the base of a small bowl or sturdy glass, roll or pound the cookies in the bag until they are crushed.
4. Put softened ice cream into a large mixing bowl and add the cookie crumbs from the plastic bag into the bowl.
5. Using the heavy-duty spoon, slowly mix the crumbs into the softened ice cream.
6. Pour or spoon this mixture into ready-made pie crust. Spread gently from the center to the sides.
7. Top with additional crumbs or candies, if you wish.
8. Cover the ice cream pie with foil freeze wrap or with the cover from the ready-made crust reversed and put the pie in the freezer for at least 2 hours before serving.

Center Activities for *Thelonius Monster's Sky-High Fly Pie*



Writing Activity—Invitations

- Write an invitation to your Pie Party.
- Think of other reasons to have a party. Write invitations.


Social Studies Activity—Family Tree

- Thelonius invited his relatives to his party. Make a Family Tree to show who your relatives are.



www.kidsturncentral.com

Center Activities for *Thelonius Monster's Sky-High Fly Pie*



Math Center—Addition

- Add the numbers on each fly's wings and write the sum on its body.

