

COUNT THE MONKEYS

BY MAC BARNETT

ILLUSTRATED BY KEVIN CORNELL

DISNEY-HYPERION BOOKS, 2013

Synopsis

An unseen narrator instructs the reader to “count” the monkeys, but on each page the monkeys have been scared off by an increasing succession, from one to ten, of invading critters (grizzly bears, bees, and wolves—to name a few). Along the way, the narrator instructs the reader to perform various actions—wave their hands, roar loudly, cover their eyes—to ward off the growing number of invaders in the attempt to count the elusive monkeys. When the reader reaches the last page, alas there are still no monkeys to count... until the turning of the last page reveals a huge gang of monkeys hiding on the book’s endsheet and flyleaf.

Hooks

- Do you think there is a certain way things should always work, like how you should play a game?
- Do you find that you usually know how things are going to turn out, like the end of a story? Have you ever been surprised by the end of a story?
- What makes a picture book funny? Is it the words or is it the pictures that make it funny, or both? Do the words and the pictures both have to be funny?
- What do you think about a picture book where the words don’t match the picture? Is it confusing or is it funny?
- Have you ever read a story where the characters are saying one thing but then the story reveals something else happening?

About the Author

Mac Barnett was born August 23, 1982 in central California. He grew up obsessed with books; his favorite book as a kid was *The Stupids Step Out*. Barnett graduated from Pomona College, where he studied literature under David Foster Wallace. After graduating, Mac Barnett worked at McSweeney's, the publishing house founded by writer Dave Eggers. He wrote and sold *Billy Twitters and His Blue Whale Problem* his first year out of college, although the book didn't come out until four years later. He then moved to Los Angeles, where he ran 826LA, a nonprofit writing and tutoring center modeled after Eggers' 826 Valencia in San Francisco. Mac Barnett now edits "The Goods," a McSweeney's compendium of kids' games, puzzles, comics and stories created by artists and writers for newspapers across the country. His book *Extra Yarn* won the 2012 Boston Globe–Horn Book Award and the 2013 E.B. White Read Aloud Award, as well as being selected as a 2013 Caldecott Honor book. Mac Barnett lives in Oakland, California and is on a "pretty serious trivia team."

Related Links

Mac Barnett's official website, <http://www.macbarnett.com/about-mac/>

Mac Barnett's TED talk,

https://www.ted.com/talks/mac_barnett_why_a_good_book_is_a_secret_door?language=en

Interviews with Mac Barnett,

<http://www.artofthepicturebook.com/-check-in-with/2014/7/20/an-interview-with-mac-barnett>

<http://blogs.slj.com/afuse8production/2010/05/17/sbbt-interview-the-mixed-up-world-of-mac-barnett/>
<http://blogs.slj.com/afuse8production/2010/05/17/sbbt-interview-the-mixed-up-world-of-mac-barnett/>

About the Illustrator

Born in 1977, **Kevin Cornell** is an author/illustrator, web designer, and blogger from Philadelphia, Pennsylvania, where he lives with his wife, Kim-lan Nguyen, and his dog. He describes Bill Watterson of *Calvin and Hobbes* as being a big influence and is a self-proclaimed humorist. In the past he also published thesuperest.com, and for nine years, until August 2014, he was the staff illustrator for the online publication *A List Apart*.

Cornell makes his living illustrating books for children and adults and contributing to such notable publications as *McSweeney's Quarterly* and *Maisonneuve Magazine*. He currently runs his own website, bearskinrug.co.uk, and is a regular contributor to birthdaystreet.com, a website he oversees with two other partners. He is described thusly

on the latter: "Only a few brave souls have spotted him in the wild. Those who have, report he is remarkably polite, and has impeccably groomed fur."

Related Links

Kevin Cornell's official website, <http://bearskinrug.co.uk/about/>

Interviews with Kevin Cornell,

<http://unmatchedstyle.com/interviews/kevin-cornell-of-bearskinrug.php>

Profiles of Kevin Cornell, <http://www.kidsreads.com/authors/kevin-cornell>

<http://alistapart.com/author/alastaff>

<http://www.birthdaystreet.com/about-kevin/>

Connections

Concept/Animals

Hide and Sheep. Illus. Bill Mayer. Margaret K. McElderry Books, 2011.

Circle, Square, Moose. Illus. Paul O. Zelinsky. Greenwillow Books, 2012.

Z is for Moose. Illus. Paul O. Zelinsky.. Greenwillow Books, 2012.

A is for Musk Ox. Illus. by Matthew Myers. Roaring Brook Press, 2012.

Musk Ox Counts. Illus. by Matthew Myers. Roaring Brook Press, 2013.

Zany Zoo. Simon & Schuster Books for Young Readers, 2010.

Let's Count Goats! Illus. Jan Thomas. Beach Lane Books, 2010.

Have You Seen My Dragon? Candlewick Press, 2014.

Ten Turkeys in the Road. Marshall Cavendish, 2011.

Gobble, Gobble, Crash!: a barnyard counting bash. Illus. Valeri Gorbachev. Dutton Children's Books, 2008.

Mr. Tweed's Good Deeds. Flying Eye Books, 2014.

Monkeys

Tall. Candlewick Press, 2005.

The Monkey Goes Bananas. Illus. Peter Raymundo. Abrams Books for Young Readers, 2014.

Cha-Cha Chimps. Illus. Eleanor Taylor. Simon & Schuster Books for Young Readers, 2006.

Two Little Monkeys. Illus. Jill Barton. Beach Lane Books, 2012.

Warning: Do Not Open This Book! Illus. Matthew Forsythe. Simon & Schuster Books for Young Readers, 2013.

Monkey with a Tool Belt. Carolrhoda Books, 2008.

Monkey and Elephant. Illus. Gilia Bernstein. Candlewick Press, 2012.

Monkey See, Look at Me! Dial Books for Young Readers, 2012.

It's a Book. Roaring Brook Press, 2010.

Banana! Henry Holt and Company, 2010.

Ten Naughty Little Monkeys. Illus. Suzanne Watts. HarperCollins, 2007.

Humorous/Animals

Children Make Terrible Pets. Little, Brown & Company, 2011.

One Cool Friend. Illus. David Small. Dial Books for Young Readers, 2012

My Dog! Henry Holt and Company, 2014.

Weasels. Candlewick Press, 2013.

Big Chickens Fly the Coop. Illus. Henry Cole. Dutton Children's Books, 2008.

The Bear Ate Your Sandwich. Random House Children's Books, 2015.

Interrupting Chicken. Candlewick Press, 2010.

Is Everyone Ready for Fun? Beach Lane Books, 2011.

Here Comes the Easter Cat! Illus. Claudia Rueda. Dial Books for Young Readers, 2014.

Here Comes Santa Cat. Illus. Claudia Rueda. Dial Books for Young Readers, 2014.

Other Picture Books by Mac Barnett and Kevin Cornell

Moustache! Illus Kevin Cornell. Disney/Hyperion Books, 2011.

Other Picture Books by Mac Barnett

Billy Twitters and His Big Blue Whale Problem. Illus. Adam Rex. Disney/Hyperion Books, 2009.

Chloe and the Lion. Illus. Adam Rex. Disney/Hyperion Books, 2012.

Extra Yarn. Illus. Jon Klassen. Balzer + Bray, 2012.

Guess Again! Illus. Rex Adam. Simon & Schuster Books for Young Readers, 2009.

President Taft is Stuck in the Bath. Illus. Chris Van Dusen. Candlewick Press, 2014.

Sam and Dave Dig a Hole. Illus. Jon Klassen. Candlewick Press, 2014.

Telephone. Illus. Jen Corace. Chronicle Books, 2014.

Other Picture Books by Kevin Cornell

Shark Kiss, Octopus Hug. Illus. Kevin Cornell. Balzer + Bray, 2014.

Activities

IN THE LIBRARY

Counting Bananas Rhyming Finger Play

♪ One banana, two bananas,

one, two, three. [Count to three on your fingers.]

Three bananas for me! [Point to yourself.]

Four bananas, five bananas,

four, five, six. [Count to six on your fingers.]

Six bananas for me! [Point to yourself.]

Seven, eight, nine, ten! [Count to ten on your fingers.]
Ten bananas for me! [Point to yourself.]
Eleven, twelve, thirteen. [Pretend to pick bananas from a banana tree.]
Thirteen bananas for me! [Point to yourself.]
Fourteen, fifteen, sixteen. [Pretend to pick bananas from a banana tree.]
Sixteen bananas for me. [Point to yourself.]
Seventeen, eighteen, nineteen, twenty! [Pretend to pick bananas from a banana tree.]
Twenty bananas for me. [Point to yourself.]
Bananas to the left. [Put your hands together up high over your head and step to the left.]
Bananas to the right. [Put your hands together up high over your head and step to the right.]
Bananas turn around. [Put your hands together up high over your head and turn around.]
Bananas sit down. [Everyone sit down.]
Now peel your bananas and take a bite! [Pretend to peel a banana and take a big bite!] 🎵

Read more at:

<http://www.songlyrics.com/super-simple-learning/counting-bananas-lyrics/#OR4qIqWtv2OcT0Ct.99>

10 Silly Monkeys Counting Song

Here come those ten silly monkeys
You do what they do
(Repeat Each Verse)

1 2 3 4 5 6 7 8 9 10
Silly monkeys with their friends

Monkey one and monkey two
Monkeys do the hula hoop
Ee ee ah ah oo oo oo

Monkey three and monkey four
Monkeys skateboard to the store
Ee ee ah ah oo oo oo

Monkey five and monkey six
Monkeys jump a pogo stick
Ee ee ah ah oo oo oo
Monkey seven and monkey eight
Monkeys make a silly face
Ee ee ah ah oo oo oo

Monkey nine and monkey ten
Monkeys hug a monkey friend
Ee ee ah ah oo oo oo

1 2 3 4 5 6 7 8 9 10

Silly monkeys with their friends
Ee ee ah a oo oo oo

<http://www.songsforteaching.com/math/additionsubtraction/10sillymonkeys.htm>

Animal Prey Chain Reaction

In Mac Barnett's *Count the Monkeys*, each animal that is introduced gets chased away by another animal. The King Cobra gets chased away by 2 mongooses; 3 crocodiles chase away the mongooses; 4 grizzly bears chase away the mongooses; 5 bee swarms chase away the grizzly bears; 6 beekeepers chase away the bees; 7 wolves chase away the beekeepers; 8 lumberjacks chase away the wolves; and the lumberjacks get chased away by 10 rhinoceroses.

Draw and discuss your own animal prey chain reaction.

Monkey Rhymes

"Five Little Monkeys Swinging in a Tree"

5 little monkeys swinging in a tree.
Teasing Mr. Crocodile –
"You can't catch me, you can't catch me,
Along comes Mr. Crocodile just as quiet as he can be.
And SNAP! (clap hands once)

(Continue song counting down until 0 little monkeys).
Along comes Mr. Crocodile, just as fat as he can be!

"Five Little Monkeys Jumping on the Bed"

Five little monkeys jumping on the bed,
One fell off and bumped his head!
Mama called the doctor, and the doctor said
"No more monkeys jumping on the bed!"

(Repeat, counting down from five to zero)

“What Can a Monkey See From a Tree?”

Sung to: "Skip to My Lou"

What can a monkey see from a tree?
What can a monkey see from a tree?
What can a monkey see from a tree?
It can see ----- from a tree.



“The Itsy, Bitsy Monkey”


Sung to: "Itsy Bitsy Spider”




The itsy bitsy monkey climbed down the coconut tree
Down came a coconut and hit him on his knee - OWW
Out came a lion shaking his mighty mane - AND -
The itsy bitsy monkey climbed up the tree again.

Concentration Game

Match the monkeys to their twin. Print two copies of the monkey cards. Cut them out.
Turn the monkeys face down and test your memory. Good luck!







IN THE CLASSROOM

Animal Habitats

In Mac Barnett's *Count the Monkeys*, the reader encounters a variety of animals, including King Cobras, mongoose, crocodiles, grizzly bears, bees, wolves and rhinoceroses.

Choose one of the animals from the story and learn about its habitat. Create the habitat with a drawing or shoebox diorama. Write a short paragraph about the animal and its habitat.

You can learn about animal habitats on these websites:

PBS Kids

<http://pbskids.org/wildkratts/habitats/>

National Geographic Kids

<http://kids.nationalgeographic.com/animals/>

Skyanimals

http://www.skyanimals.com/browse_habitat.cgi

Monkey Crafts

Below you will find a variety of links to craft websites for kids.

ChildCrafts.com – paper bag monkey puppet

<http://www.easy-child-crafts.com/paper-bag-puppets-monkey.html>

Coloring.WS from DLTk – monkey coloring sheets

<http://www.coloring.ws/monkey.htm>

DLTK Growing Together – monkey toilet paper roll craft

<http://www.dltk-kids.com/animals/mmonkey2.htm>

DLTK Growing Together – paper plate monkey face

<http://www.dltk-teach.com/rhymes/monkeys/mask.htm>

First Palette Step-By-Step Guide to Kids' Crafts – monkey mask

http://www.firstpalette.com/tool_box/printables/monkeymask.html

CREEPY CARROTS

BY AARON REYNOLDS

ILLUSTRATED BY PETER BROWN

SIMON AND SCHUSTER BOOKS FOR YOUNG

READERS, 2012

Synopsis

Jasper Rabbit loves to eat carrots, especially those from Crackenhopper Field. The are "Fat, Crisp, and Free for the taking." He stops by to eat them on the way to school, on the way to Little League, and on the way home in the evening. Jasper cannot get enough carrots! Until one day, he thinks the carrots are following him--could the orange, tasty vegetables really be lurking in his bathroom? In his shed and in his bedroom? Jasper Rabbit can hear their "terrible, carroty breathing" and he is scared. Has Jasper Rabbit gone too far with his love of eating carrots?! What will the carrots do to him? Enjoy this 2013 Caldecott-Honor winning book with a smile on your face as you watch the carrots trick Jasper Rabbit into never coming back to Crackenhopper Field again.

Hooks

- What does it mean to be greedy? How do greedy people act and how do they affect others?
- What do you love to eat and eat and eat?! Do you try to control your cravings?
- Do you like to eat carrots? Are they a good snack?
- Do you like funny books or scary books? Why? Can one book be both?

About the Author

Aaron Reynolds's father was in the U.S. Air Force, so as a child he moved around quite a bit. In addition to living in Texas, Colorado, Florida, and New Jersey when he was a boy, he also lived on the tiny island of Okinawa, off the coast of Japan. He graduated with a degree in Music Theater from Illinois Wesleyan University. Aaron Reynolds is a man of

many talents as well as a man with an open mind, as evidenced by his career choices prior to becoming a writer; Aaron was an actor, businessman, waiter, carpenter, dancer, and chef. He has never been a superhero, rooster, or a carrot but is considering those as future career choices! He loves pepperoni and pineapple pizza, libraries, dinosaurs, Pixar movies, and surprises, and he detests mint chocolate chip ice cream and not being able to find his keys. Aaron Reynolds dreams of going into outer space, learning the violin, backpacking across Europe, and diving with great white sharks (in a shark cage, of course!). Aaron currently lives in Chicago, Illinois with his wife, two children, four cats, and from zero to ten goldfish.

About the Illustrator

Peter Brown has always loved to tell stories. He grew up in New Jersey and began his storytelling as a boy, drawing whimsical scenes from his imagination. Later, he found he also loved to write stories. Peter Brown studied illustration at The Art Center College of Design in Pasadena. After graduation, he moved to New York city and worked on animated TV shows. His first published book was *Flight of the Dodo*, and his publishing career has soared since then. Peter has won numerous awards for his work, including a Caldecott Honor, a Horn Book Award, two E.B. White Honors, and a Children's Choice Award for Illustrator of the Year. He has written five New York Times best sellers and currently lives in Brooklyn, New York.

Related Links

Aaron Reynolds's official website, <http://www.aaron-reynolds.com>

Peter Brown's official website, <http://www.peterbrownstudio.com>

Peter Brown gives an inside look at his artwork in *Creepy Carrots*,

<https://vimeo.com/43773523>

Creepy Carrots book trailer,

https://www.youtube.com/watch?v=j79n_g53Rss&feature=youtu.be

Connections

Rabbits

Bell, Cece. *Rabbit & Robot: The Sleepover*. Candlewick Press, 2012.

Billingsley, Franny, and G. Brian Karas. *Big Bad Bunny*. Atheneum Books for Young Readers, 2008.

Brown, Margaret Wise. *Goodnight Moon*. Harper & Row, 1975.

Carlson, Nancy. *Loudmouth George and the Fishing Trip*. Carolrhoda Books, 1983.

Denim, Sue. *The Dumb Bunnies*. The Blue Sky Press, 1994.

DiCamillo, Kate. *The Miraculous Journey of Edward Tulane*. Candlewick Press, 2006.

Gravett, Emily. *Wolves*. Simon and Schuster Books for Young Readers, 2005.

Hannigan, Katherine. *Emmaline and the Bunny*. Greenwillow Books, 2009.

Henkes, Kevin. *Little White Rabbit*. Greenwillow Books, 2011.

Howe, James and Deborah. *Bunnacula: A Rabbit-Tale of Mystery*. Atheneum Books for Young Readers, 2006.

Mack, Jeff. *Good News, Bad News*. Chronicle Books, 2012.

Marino, Gianna. *Too Tall Houses*. Viking, 2012.

McCarty, Peter. *Chloe*. Balzer + Bray, 2012.

Portis, Antoinette. *Not a Box*. HarperCollins, 2006.

Potter, Beatrix. *The Tale of Peter Rabbit*. F. Warne, 1987.

Rohmann, Eric. *My Friend Rabbit*. Roaring Brook Press, 2002.

Rosenthal, Amy. *Duck! Rabbit!* Chronicle Books, 2009.

Sadler, Marilyn. *It's Not Easy Being a Bunny*. Beginner Books, 1983.

Sakai, Komako. *The Snow Day*. Arthur A. Levine Books, 2009.

Thompson, Emma. *The Further Tale of Peter Rabbit*. England Penguin Group, 2012.

Wells, Rosemary. *Bunny Cakes*. Dial Books for Young Readers, 1997.

Vegetables and Gardening

Cutler, Jane. *Mr. Carey's Garden*. Houghton Mifflin Harcourt Books for Young Readers, 1996.

Ehlert, Lois. *Eating the Alphabet: Fruits and Vegetables from A to Z*. Harcourt Brace, 1993.

Ehlert, Lois. *Growing Vegetable Soup*. Harcourt Brace Jovanovich, 1987.

Fleming, Candace. *Muncha! Muncha! Muncha!* Atheneum for Young Readers, 2002.

Krauss, Ruth, and Crockett Johnson. *The Carrot Seed*. Harper & Brothers, 1945.

Henkes, Kevin. *My Garden*. Greenwillow Books, 2010.

Sayre, April Pulley. *Rah, Rah, Radishes!: A Fruit Chant*. Simon and Schuster, 2011.

Schuh, Mari C. *Carrots Grow Underground*. Capstone, 2011.

Stevens, Janet, and Tomasso, Ray. *Tops & Bottoms*. Harcourt Brace, 1995.

Tone, Satoe. *The Very Big Carrot*. Eerdmans Books for Young Readers, 2013.

Humorous/Scary Stories with a Tricky Twist

Bergman, Mara, and Nick Maland. *Snip Snap!: What's That?* Greenwillow Books, 2005.

Brown, Ken. *What's the Time, Grandma Wolf?* Atlanta: Peachtree, 2001. Print.

Crow, Kristyn, and Macky Pamintuan. *Bedtime at the Swamp*. HarperCollins, 2008.

LaRochelle, David, and Paul Meisel. *The Haunted Hamburger and Other Ghostly Stories*. Dutton Children's, 2011.

McClements, George. *Night of the Veggie Monster*. Bloomsbury Children's, 2008.

McDonnell, Patrick. *The Monsters' Monster*. Little, Brown, 2012.

Schaefer, Lola M., and Kevan Atteberry. *Frankie Stein*. Marshall Cavendish, 2007.

Walton, Rick, and Clark, David. *A Very Hairy Scary Story*. G.P. Putnam's Sons, 2004.

Willems, Mo. *That Is Not a Good Idea!* Balzer + Bray, 2013.

Orange

Emberley, Ed. *Ed Emberley's Big Orange Drawing Book*. Little, Brown, 1980.

Hall, Michael. *It's an Orange Aardvark!* Greenwillow Books, 2014.

Pinkwater, Daniel. *The Big Orange Splot*. Hastings House, 1977.

Other Books by Aaron Reynolds

Back of the Bus. Philomel Books, 2012.

Buffalo Wings. Bloomsbury Children's Books, 2008.

Carnivores. Chronicle Books, 2013.
Chicks and Salsa. Bloomsbury Children's Books, 2005.
Here Comes Destructosaurus! Chronicle Books, 2014.
Joey Fly, Private Eye (graphic novel series). Henry Holt Books for Young Readers.
Pirates vs. Cowboys. Alfred A. Knopf, 2013.
Metal Man. Charlesbridge Books, 2010.
Superhero School. Bloomsbury Children's Books, 2009.
Tiger Moth (graphic novel series). Stone Arch Books.

Some Other Books by Peter Brown

Children Make Terrible Pets. Little, Brown Books for Young Readers, 2010.
The Curious Garden. World Alive, 2009.
Flight of the Dodo. Little, Brown Books for Young Readers, 2005.
Mr. Tiger Goes Wild. Little, Brown Books for Young Readers, 2013.
My Teacher is a Monster! (No, I'm Not.) Little, Brown Books for Young Readers, 2014.
You Will Be My Friend!. Little, Brown Books for Young Readers, 2011.

Activities

IN THE LIBRARY

Reality vs. Imagination

Jasper Rabbit is convinced that carrots are following him. Have your students analyze the illustrations and the narrative of the story to find evidence that the carrots are either following him or his imagination has gone wild.

Problem Solving

Jasper and the carrots each have a problem in the story. Have students discuss the solutions made by Jasper and the carrots. Did the carrots expect Jasper's solution? What assumptions did Jasper and the carrots make? Have students brainstorm how they would have solved Jasper's problem or the carrot's problem.

IN THE CLASSROOM

Carrots

Have students learn about the nutritional properties of carrots and how to grow carrots. If your school has a school garden, plant some carrots in the spring (carrots do not transplant well, so have students plant them directly in the prepared soil). Finish by eating a snack of carrots!

Alternatively, have students draw their own carrots on construction paper. Make sure to review great facial expressions they can use for their carrots. Make googly eyes available for those who would like to use them. Conclude by having children think of things for their

carrots to say and then have students create speech bubbles. Finally, post the carrots around the school--get everyone wondering about all the "creepy" carrots!

View the Pinterest Board for Creepy Carrots for other great craft projects with carrots, <https://www.pinterest.com/search/pins/?q=creepy+carrots>

Photo Booth

Using the carrots you created above, create a photo booth backdrop. Ask students to stand in front of the backdrop, either in pairs or individually, and make their creepiest or scariest or most frightened face. Post the pictures on the school website or around school.

Creative Writing

Aaron Reynolds has said that when he was writing *Creepy Carrots*, he was paying homage to the famous television series, *The Twilight Zone*. *The Twilight Zone* was science fiction/fantasy/horror TV show for adults where an alternate reality existed. Talk to your students about *The Twilight Zone*; maybe show them an excerpt of Rod Serling, the creator, from YouTube. Then ask your students to write a creative short story that includes the elements of science fiction or fantasy and mild horror--just like *Creepy Carrots* and the *Twilight Zone*.

Research and Letter Writing

Have students select either Aaron Reynolds or Peter Brown to learn more about. Then, ask students to write a letter to either the author or illustrator. Encourage students to share an opinion about *Creepy Carrots* or any other work by the author or illustrator. In addition, encourage them to share information about their favorite books and reading habits.

THE DAY THE CRAYONS QUIT
BY DREW DAYWALT
ILLUSTRATED BY OLIVER JEFFERS
PHILOMEL BOOKS, 2013

Synopsis

The Day the Crayons Quit is a rollicking story about the day a box of crayons that belong to a boy named Duncan that have just had enough of Duncan's coloring choices! The story begins with Duncan taking out his box of crayons only to find a stack of letters. Each letter, written by a different colored crayon, tells of that crayon's woes, complaints, and demands. The story concludes when Duncan figures out a way to make all his crayons happy.

Hooks

- Can you give an example of a time you tried to convince your parents to let you do something, like stay up late or eat ice cream for dinner? How did you try to persuade them that you were right?
- If your crayons (or colored pencils or marker pens) could talk, what color would feel overworked?
- If your toys could talk, which ones would complain that they weren't used enough; which would say they were used too much?
- Do you have a favorite color, and why is it your favorite color?
- What would happen if your shoes went on strike--what would you do? How could you creatively solve the problem of overwork?

About the Author

Drew Daywalt grew up in a haunted house; he now lives in a Southern California home, haunted by only his wife, two kids, and five-month-old German Shepherd. His favorite crayon is Black. In addition to being an author, he is well-known for being a filmmaker. The film rights to *The Day the Crayons Quit* have been

purchased by Universal Studios, and the sequel, *The Day the Crayons Came Home*, will be released in October, 2015.

About the Illustrator

Illustrator, author, and artist **Oliver Jeffers** was born in Australia but grew up in Belfast, Northern Ireland. He graduated from The University of Ulster in 2001. Oliver Jeffers now resides and creates art in Brooklyn, New York. From figurative painting and installation to illustration and picture-book making, Jeffers work takes many forms. Oliver Jeffers' picture books have been translated into over 30 languages. His favorite crayon color is Striped.

Related Links

Drew Daywalt's Twitter feed, [@DrewDaywalt](#)

Oliver Jeffers' World, www.oliverjeffersworld.com

Oliver Jeffers' website, www.oliverjeffers.com

To see how crayons are made, view this YouTube video created by Sesame Street, <https://www.youtube.com/watch?v=HMU-wXsgyR8&feature=youtu.be>

Connections

Crayons

DeRolf, Shane. *The Crayon Box That Talked*. Random House Books for Young Readers, 1997.

Hubbard, Patricia. *My Crayons Talk*. Square Fish, 1999.

Johnson, Crockett. *Harold and the Purple Crayon*. Tegen Other, 1981.

Rusch, Elizabeth. *A Day with No Crayons*. Cooper Square Publishing, 2007.

Letter Writing

Ada, Alma Flor. *With Love, Little Red Hen*. Atheneum Books for Young Readers, 2004.

Ada, Alma Flor. *Yours Truly, Goldilocks*. Atheneum Books for Young Readers, 2001.

Ahlberg, Allan. *The Jolly Postman or Other Peoples Letters*. Viking, 2000.

Ahlberg, Allan. *The Jolly Christmas Postman*. Viking, 2014.

Cronin, Doreen. *Click, Clack, Moo: Cows That Type*. Atheneum Books for Young Readers, 2000.

Durant, Alan. *Dear Santa Claus*. Candlewick, 2005.

Harrison, Joanna. *Dear Bear*. Lerner Publishing Group, 1995.

James, Simon. *Dear Mr. Blueberry*. Aladdin, 1996.

Orloff, Karen Kaufman. *I Wanna Iguana*. G.P. Putnam's Sons Books for Young Readers, 2004.

Pomerantz, Charlotte. *The Birthday Letters*. HarperCollins Canada, 2000.

Spurr, Elizabeth. *The Long, Long Letter*. Hyperion, 1996.

Stewart, Sarah. *The Gardener*. Square Fish, 2007.

Teague, Mark. *Dear Mrs. LaRue: Letters from Obedience School*. Scholastic, 2002.

Point of View

Celsi, Teresa. *The Fourth Little Pig*. Heineman Library, 1992.
Cherry, Lynne. *The Great Kapok Tree*. Houghton Mifflin Harcourt, 2000.
Hartman, Bob. *Wolf Who Cried Boy*. G.P. Putnam and Sons, 2002.
Rylant, Cynthia. *The Great Gracie Chase: Stop That Dog*. Scholastic, 2001.
Scieszka, Jon. *The True Story of the Three Little Pigs*. Puffin Books, 1996.
Teague, Mark. *Dear Mrs. LaRue: Letters from Obedience School*. Scholastic, 2002.
Van Allsburg, Chris. *Two Bad Ants*. Houghton Mifflin Harcourt Books for Young Readers, 1988.

Persuasive Writing

Base, Graeme. *Uno's Garden*. Harry N. Abrams, 2006.
Blos, Joan W. *Old Henry*. 1990.
Child, Lauren. *But, Excuse Me, That is my Book*. Dial, 2005.
Child, Lauren. *I Will Never Not Ever Eat a Tomato*. Candlewick, 2003.
Cleary, Beverly. *Emily's Runaway Imagination*. 1990.
Gonzalez, Lucia M. *The Storyteller's Candle = La Velita de los Cuentos*. 2013.
Grambling, Lois G. *Can I Have a Stegosaurus, Mom? Can I? Please!?* Andrews McMeel Publishing, 1998.
Hoose, Philip M. *Hey, Little Ant*. Tricycle Press, 1998.
Kellogg, Steven. *Can I Keep Him?* Puffin Books, 1992.
Krause, Ute. *Oscar and the Very Hungry Dragon*. NorthSouth, 2010.
Munsch, Robert. *Stephanie's Ponytail*. Annick Press, 1996.

Some Other Books by Oliver Jeffers

How to Catch a Star. HarperCollins, 2004.
Lost and Found. HarperCollins, 2006.
The Incredible Book Eating Boy. HarperCollins, 2006.
The Way Back Home. HarperCollins, 2008.
The Great Paper Caper. HarperCollins, 2009.
Up and Down. HarperCollins, 2011.
The Heart and the Bottle. HarperCollins, 2011.
This Moose Belongs to Me. HarperCollins, 2012.
Stuck. HarperCollins, 2012.
Once Upon an Alphabet. HarperCollins, 2014.

Activities

IN THE LIBRARY

Letter Writing

After reading the story to the class, have students write back to one of the letters in the book. Have students talk about the feelings that the crayons are having and come up with ideas to help the crayons with their feelings. Have them explain to the crayon who it shouldn't quit. Alternatively, have Duncan write a letter back to one of his crayons. You

might also have students select their favorite color crayon and write a letter to that crayon explaining why they like the color.

Point of View Writing

Using the letters in the book as models, have students write from the point of view of an object that might "quit" and why.

Crossword Puzzle

Have students enjoy this crossword puzzle related to the book;

<https://texasbluebonnetaward2015.files.wordpress.com/2013/12/day-the-crayons-quit-crossword.pdf>

Preschool Activities

Use the story to teach preschoolers their colors. Alternatively, use the book to talk about feelings.

IN THE CLASSROOM

Crayon Research

Have students research the history of crayons and create a timeline of events. Alternatively, have students research the process of how crayons are made.

Melting Crayons Science Experiment

Do all crayons melt at the same speed, use this link to try the Melting Crayons Science Experiment,

<https://texasbluebonnetaward2015.files.wordpress.com/2013/12/day-the-crayons-quit-melting-crayons-experiment.pdf>

Alternate Ending

After finishing the story, have students write an alternate ending that still satisfies the crayons.

Math Fun

Visit the Bedtime Math website for some fun math activities related to crayons, <http://bedtimemath.org/color-me-mango-tango/>

Other Resources

Online resource for extension activities for parents, teachers, and community coordinators. [The Day the Crayons Quit, A RIF Guide for Educators](#)

A guide to LETTER WRITING for grades K–5 aligned to Common Core State Standards [An Educator's Guide to the Day the Crayons Quit](#)

A collection of lesson ideas, writing prompts, displays, and creative ways teachers are using the the book, The Day the Crayons Quit with students. [The Day the Crayons Quit on Pinterest](#)

DRAGONS LOVE TACOS

BY ADAM RUBIN

ILLUSTRATED BY DANIEL SALMIERI

DIAL BOOKS FOR YOUNG READERS, 2012

Synopsis

Dragons love tacos, parties, and especially taco parties. The only thing about tacos dragons don't like is spicy salsa. In this entertaining book, Adam Rubin tells the reader how to throw a fabulous taco party for dragons. However, things get a little fiery when someone sneaks spicy salsa into the party. Fortunately, all ends well. The hilarious illustrations by Daniel Salmieri will keep readers laughing and turning the pages to see what happens next.

Hooks

- If you were a dragon, what types of food would you like? Why?
- What is your least favorite food? Is there any way to make it more likeable?
- What is your favorite spicy food? Have you ever regretted eating something too spicy?
- If you were going to throw a party for a dragon, what special things would you include?

About the Author

Adam Rubin is the New York Times bestselling author of a half dozen critically-acclaimed picture books. All of Adam's books have been illustrated by the remarkably talented Daniel Salmieri. Adam and Daniel's comforting harmony of unique sensibilities has won fans young and old.

During the day Adam Rubin works as creative director at a fancy digital advertising agency in New York City. At night, Adam indulges his hobbies as a puzzle collector and magic trick aficionado.

Related Links

Adam Rubin's official website, www.adamrubinhasawebsite.com

About the Illustrator

Daniel Salmieri grew up in Brooklyn, New York, and as a kid he drew fighter jets and Ninja Turtles. In 2006, he received a BFA from the University of the Arts in Philadelphia for Illustration. Since then he has illustrated eight picture books, including *Dragons Love Tacos*, which is a New York Times bestseller and Notable Book, *Around the World on Eighty Legs*, *Secret Pizza Party*, and *Those Darn Squirrels!*. He has won several awards including the Borders Original Voices Award and the NAIBA 2013 Book of the Year Award. He currently lives in Brooklyn, and in addition to illustrating children's picture books, he enjoys drawing theater posters, album art, and portraits of dogs.

Related Links

Daniel Salmieri's official website, www.danielsalmieri.com

Connections

Fantasy/Imaginary Characters

Hicks, Barbara Jean. *Monsters Don't Eat Broccoli*. Knopf Books for Young Readers, 2009.
Santat, Dan. *The Adventures of Beekle: The Unimaginary Friend*. Little, Brown Books for Young Readers, 2014.
Sendak, Maurice. *Where the Wild Things Are*. HarperCollins, 2012.
Slonim, David. *He Came With the Couch*. Chronicle, 2005.

Books about Food

Carle, Eric. *The Very Hungry Caterpillar*. Scholastic, 1994.
Numeroff, Laura. *If You Give a Mouse a Cookie*. HarperCollins, 2010.
Reynolds, Aaron. *Chicks and Salsa*. Bloomsbury USA Childrens, 2007.
Reynolds, Aaron. *Creepy Carrots!* Simon & Schuster Books for Young Readers, 2012.

Other Books By Adam Rubin

Those Darn Squirrels
Secret Pizza Party
Those Darn Squirrels and the Cat Next Door
Big Bad Bubble
Those Darn Squirrels Fly South
Robo-Sauce

Activities

IN THE LIBRARY

Parallel Construction - Choose your own finicky eater!

Have students fold a piece of paper into three sections.

Choose your favorite animal (real or imaginary) - for example, dog, cat, unicorn, dinosaur, etc. Write the animal in the first section. Then, decide what food is its favorite - it can be anything! For example, a unicorn's favorite food might be cotton candy. Write the food in the second section. Next, think of something that your animal doesn't like about the food (e.g. if the cotton candy is pink). Write this in the third column. Write a complete sentence at the bottom of your paper. Read aloud to class.

Your Least Favorite Food

Think of the food you like the least. Is it broccoli? Brussel sprouts? Liver? Talk with a partner and share why you don't like this food. You will share with the class your partner's least favorite food and why she/he doesn't like it.

Doctor! Doctor!

Imagine you're a doctor and a dragon comes to you in distress. He says he just ate some tacos with spicy salsa. You examine him - what are his symptoms? (Smoke coming out of nose, upset stomach, breathing fire, etc.) Use the book/pictures to determine what is going on with your patient. How would you treat him?

IN THE CLASSROOM

Invite a Dragon to Your Taco Party!

Create an invitation to your taco party! Make sure your dragon friends know there will be no spicy salsa! What kind of tacos will you have? Will there be games? What time will the party start? You can use construction paper, markers, scissors, and glue sticks for this activity.

Taco Recipe!

Let's make taco recipes that are dragon-friendly! On an index card, write the ingredients for the kind of tacos that dragons would enjoy. Then, explain how to make the tacos on the back side of the card. We'll assemble all the cards together into a class recipe book!

PAUL MEETS BERNADETTE

BY ROSY LAMB

CANDLEWICK PRESS, 2013

Synopsis

Paul lives contentedly in his fishbowl, unaware of the outside world. He spends his uneventful days swimming around, deciding in which manner he will circle the bowl next—big circle, little circle, left to right, or top to bottom. One day, a more imaginative goldfish named Bernadette is unceremoniously dropped into his bowl. Bernadette is a far more worldly goldfish than Paul, and she encourages him to look outside the glass containment of the fishbowl's walls and truly see the world around them. Bernadette's views of the outside world are delightfully distorted: A big blue teapot pouring tea into teacups is a "not too dangerous" mother elephant; a nearby green alarm clock is a cactus; a bottle of orange juice ("From the Isle of Concentrate") and a milk carton comprise the city of "Milkwaukee"; a bunch of bananas turn into a yellow boat; and a vase of flowers is an enchanting forest. Even a pair of fried eggs are seen as being the sun and the moon. Paul never really gets the hang of it, but he falls for Bernadette's charms and his life is forever changed. Paul still swims around the bowl, but now "Paul goes around Bernadette."

About the Author/Illustrator

Born July 23, 1973 in Tamworth, New Hampshire, **Rosy Lamb** was homeschooled by her artist parents, along with her four siblings. Working alongside their parents, the children spent the days drawing, writing and reading, playing the piano, or making homemade board games. States Lamb, "'Being an artist' has always just seemed like a natural and enjoyable way to live and discover life, but also, given my parents, I wasn't exactly aware that there was another option."

Growing up, she loved picture books, among her favorites were William Steig, Virginia Lee Burton, Maurice Sendak, Wanda Gag, and Margaret Wise Brown. She graduated from the Pennsylvania Academy of the Fine Arts in Philadelphia in 1999, having majored in sculpture. In fall 2001, she moved to Paris to study and work with sculptor Jean Cardot as his assistant d'atelier. She branched out on her own in 2003, becoming an accomplished painter and sculptor in her own right.

Lamb wrote *Paul Meets Bernadette* sometime between 2004 and 2005 but put the story aside until summer 2010 when her husband encouraged her to make a “dummy” of the book. In 2011 her father, Arthur Lamb, who wrote the picture book “Tell Me the Day Backwards,” brought the story to the attention of Candlewick Publishers, and the day after her daughter Meena was born, Lamb began to paint the oil illustrations for the book.

Lamb lives in a studio with white-washed walls and tall windows on a quiet street in Paris with her husband and daughter.

Related Links

Official website for the book, www.paulmeetsbernadette.com

Article and Interview with Rosy Lamb,

<http://hkarttutoring.com/artist-of-the-week-rosy-lamb/>

Review of *Paul Meets Bernadette*,

<http://www.smartbooksforsmartkids.com/tag/rosy-lamb/>

Hooks

- Are you friends with people who are more like you or different from you? Do you think people who are opposites can make good friends? What about people who are different ages or different sizes? What makes a good friend?
- What kind of routines do you have? Do you like to eat the same breakfast every day? What about lunch or dinner? What would happen if you did something the same way every day and then one day you did it differently? Would it change the rest of your day?
- Do you look at a glass of water as being half-full or half-empty? What do you notice first when looking at the woods—the individual trees or the whole forest? What does this tell us about perspective?

Connections

Goldfish

Bennett, Kelly. *Not Norman: a goldfish story*. Illus. Noah Jones. Candlewick Press, 2005.

Cheng, Andrea. *Goldfish and Chrysanthemums*. Illus. Michelle Chang. Lee & Low Books, 2003.

Di Pucchio, Kelly. *Gilbert Goldfish Wants a Pet*. Illus. Bob Shea. Dial Books for Young Readers, 2011.

Poydar, Nancy. *Fish School*. Holiday House, 2009.

Scillian, Devin. *Memoirs of a Goldfish*. Illus. Tim Bowers. Sleeping Bear Press, 2010.

Yaccarino, Dan. *The Birthday Fish*. Henry Holt and Company, 2005.

Friendship

Castellucci, Cecil. *Odd Duck*. Illus. Sarah Varon. First Second, 2013.
Corderoy, Tracey. *Just Right for Two*. Illus. Rosalind Beardshaw. Nosy Crow, 2014.
Cronin, Doreen. *Boom, Snot, Twitty*. Illus. Renata Liwska. Viking, 2014.
Diesen, Deborah. *The Pout-Pout Fish*. Illus. Dan Hanna. Farrar, Strauss & Giroux, 2013.
Gall, Chris. *Dog vs. Cat*. Little, Brown & Company, 2014.
Himmelman, John. *Katie Loves the Kittens*. Henry Holt and Company, 2008.
Linden, Joanne. *Ben & Zip: two short friends*. Illus. Tom Goldsmith. Flashlight Press, 2014.
Smallcomb, Pam. *I'm Not*. Illus. Robert Weinstock. Schwartz & Wade Books, 2011.
Verde, Susan. *You and Me*. Illus. Peter H. Reynolds. Abrams Books for Young Readers, 2015.

Perception

Clayton, Dallas. *An Awesome Book!* HarperCollins, 2008.
Fox, Mem. *Tell Me About Your Day*. Illus. Lauren Stringer. Beach Lane Books, 2012.
Gerstein, Mordecai. *The Very First Drawing*. Little, Brown & Company, 2013
Hall, Michael. *It's an Orange Aardvark!* Greenwillow Books, 2014.
Perry, Sarah. *If...* Children's Library Press, 1995.
Wiesner, David. *Art & Max*. Clarion Books, 2010.

Activities

IN THE LIBRARY

How I See the World

Bernadette sees a teapot as an elephant, pair of glasses as a butterfly, and fried eggs as the sun and moon.

What objects can you find around your home or your classroom or your library? What do you think they look like?

Illustrate your object using any media: crayons, markers, pencils, paint or collage.

Write a sentence about your object and what it represents to you.

New Friend

Paul and Bernadette are new friends. Bernadette encourages Paul to looking at things in new ways.

What would you introduce your new friend to? Photograph or draw pictures of four (4) things from your room (or classroom or library) and write a description similar to how Bernadette saw things looking from the inside out of her fishbowl.

IN THE CLASSROOM

Your Own Fish Bowl

When Bernadette drops into Paul's fishbowl, she teaches him how to see the world differently.

Use old magazine pages and wrapping paper to collage around the fishbowl template, creating a new world.

Label the parts of your world. Draw Paul and Bernadette inside the fishbowl.

Supplies: old magazines, wrapping paper, glue stick, scissors, crayons, colored pencils or watercolor paint with paint brushes

Your World Through a Fish Bowl



Goldfish Stick Puppet

Paul and Bernadette are goldfish. Make a goldfish stick puppet and swim it around.

Supplies: goldfish stick puppet template, orange paper for photocopying or anything to color the fish, including crayons, pencils, sequins, paint or markers, scissors, glue stick, tape, large wooden craft sticks

